


 XtremeTrim®

 XtremeColor™ Flashing

 XtremeVent™

 XtremeBlock™

 XtremeEnvelope™ Solutions



# Product Catalog

## 2016 - 2017











**XtremeTrim®**

**XtremeSelection™**

**XtremeLeadership™**

**Tamlyn continues to lead the way in selection and choice for trims to compliment siding panels and planks of all types.**

While Tamlyn has consistently been the leader in creating and developing choices for fiber cement sidings, we did not stop there.

Tamlyn has made it possible to aesthetically trim almost any type of siding panel or plank product with our wide range of depth options. And we have provided these in choices of primed, clear anodized, specialty anodized, or color matched to satisfy whatever the project requires.

XtremeTrim® has thousands of design and color options, allowing architects and users to dramatically improve their building aesthetics and create modern architectural lines preferred by millennials. Sustainable, durable, non-combustible, lightweight, easy to use, for exterior use.

Tamlyn has our own team of architects in-house to aid and assist the process of selecting and assuring the correct profile for the specific application or desired aesthetic effect.

But Tamlyn does not stop there in the selection and leadership process. Tamlyn has the ability and materials in house to provide appropriate non-extruded fabrication from sheet stock of almost any shape or profile that may be needed on the project.

And going even further, Tamlyn has for years been a leader in ventilation options and selections to improve structure longevity and quality. As a leading participant in building science innovation, Tamlyn also brings to market the industry's leading value in drainable and Water Resistive Barrier wrap systems.



## Best Practice

While we design all our XtremeTrim® with drain dams for vertical runs and shingle fashion for horizontal profiles, its primary design is for aesthetics. XtremeTrim®, including water management profiles, will not stop all water from penetrating the surface of the cladding. The primary insurance of moisture mitigation for the building envelope is your housewrap, preferably a drainable housewrap. Other options are to use rainscreen along with your housewrap. We recommend that you consult your siding manufacturer for best practice application when installing XtremeTrim® with their siding. As all building professionals know, water is the most significant factor in the premature deterioration of buildings, and why proper steps should always be taken to protect the envelope.

Leakage paths exist at any opening in the wall surface, whether intended or unintended. Joints between materials and around windows and doors, vents, cracks, and porous surfaces are all potential entry points for water. This is why all flashing profiles must be properly sealed with flashing membrane and all windows and door openings flashed in shingle fashion.

All standard XtremeTrim® profiles do not form a moisture management system. The architect, builder, designer and contractor are responsible for designing and installing a code compliant building envelope. Below are the current code minimum requirements.

**Tamlyn XtremeTrim® products are not part of an EIFS system and not designed or intended to be used in an EIFS or similar system.**

### INTERNATIONAL RESIDENTIAL CODE

#### WALL COVERING - SECTION R703 EXTERIOR COVERING

**R703.1 General.** Exterior walls shall provide the building with a weather-resistant exterior wall envelope. The exterior wall envelope shall include flashing as described in Section R703.8. The exterior wall envelope shall be designed and constructed in such a manner that prevents the accumulation of water within the wall assembly by providing a water-resistive barrier behind the exterior veneer as required by Section R703.2 and a means of draining water that enters the assembly to the exterior.

**R703.8. Flashing.** Approved corrosion-resistive flashing shall be applied shingle-fashion in such a manner to prevent entry of water into the wall cavity or penetration of water to the building structural framing components. The flashing shall extend to the surface of the exterior wall finish. Approved corrosion-resistant flashings shall be installed at all of the following locations:

#### EXTERIOR WALLS - SECTION 1403 PERFORMANCE REQUIREMENTS

**IBC 1403.2: Weather protection.** Exterior walls shall provide the building with a weather resistant exterior wall envelope. The exterior wall envelope shall include flashing, as described in Section 1405.3. The exterior wall envelope shall be designed and constructed in such a manner as to prevent the accumulation of water within the wall assembly by providing a water-resistant barrier behind the exterior veneer, as described in Section 1404.2, and a means for draining water that enters the assembly to the exterior. Protection against condensation in the exterior wall assembly shall be provided in accordance with the International Energy Conservation Code.

## Before Installing

Read construction drawings to ensure correct layout and placement and ensure that building wrap or rain screen (where applicable) is in place.

An outside corner is the best place to start installing XtremeTrim®. Choose one that makes the most sense for your project. XtremeTrim® System Reveals offers many options.

## Cutting and Painting

Use a non-ferrous carbide miter saw blade when cutting XtremeTrim®. Use Direct To Metal (DTM) paint when jobsite painting.

## Fasteners and Fastening

Stainless steel fasteners are recommended. XtremeTrim® profiles may be secured in place with a few SS nails until fastened through panels and into studs during panel or plank fastening per siding manufacturer's instructions. Aluminum fasteners may also be used.

## Fastening Fiber Cement

It is recommended by most manufacturers that inset fiber cement panels be fastened to the wall with Stainless Steel Torx Head Screws or Hot Dipped Galvanized Siding Nails.

## Butt Joint

Sealant is required between butt joints where two trims come together. May also be further protected by use of a piece of XtremeFlashing® behind the butt joint or with a metal flasher behind the joint. Carefully align butt joints for smooth transition if more than one length is used.

## Do Not

Do not install Horizontal trims on horizontal applications where the exterior flange can catch water. Never install vertical application profiles horizontally.

## Notes

Please follow siding manufacturer's best practice guides when installing. XtremeTrim® profiles DO NOT form a moisture management system. The architect and builder are responsible for designing and installing a code compliant building envelope. Before installing XtremeTrim® use either a drainable housewrap or a standard housewrap with a rainscreen system if required by code or siding manufacturer.

## Limited Warranty

Tamlyn warrants defective-free products for a period of 10 years for the original purchaser unless otherwise stated for the specific product ordered. Tamlyn products are further warranted as to adequacy of design, provided products are properly specified and installed. This warranty does not apply in the event products are altered in any way or are improperly installed. Liability is limited to replacement of products proven to be defective. Tamlyn has made no other warranty, express or implied, regarding its products, including but not limited to, any warranty regarding merchantability or fitness for a specific purpose. Any claim that a product is defective must be brought within 1 month of the date of installation of such products to the original purchaser. Customer hereby agrees that no other incidental or consequential damages are the responsibility of Tamlyn.

The following voids any warranty regarding Tamlyn products:

- Product has been improperly installed
- Accepted siding installation methods have not been followed
- Building codes have not been followed
- The building envelope has not been properly installed
- Products not installed by a contractor/installer with common knowledge of the building industry

Responsibility remains with the architect or engineer, contractor and owner for the design, application and proper installation of each Tamlyn product. Specifier and user shall determine the suitability of products for specific application and assume all responsibilities in connection there within.

Aluminum does not rust, however it does corrode. XtremeTrim® has a protective coating to cover the bare aluminum. When making cuts on XtremeTrim® recoating will be required at ends, surface scratches or when performing form cuts. Failure to do this voids your warranty. For answers to your technical questions on recoating consult your local paint manufacturer before installation.

**Please follow siding manufacturers best practice application when installing any Tamlyn accessory. XtremeTrim® profiles do not form a moisture management system, the architect and builder are responsible for designing and installing a code compliant building envelope. XtremeTrim® products are not part of an Exterior Insulation Finishing System (EIFS) and are not designed or intended to be used in an EIFS or similar system.**



## About Tamlyn

TAMLYN was established in May 1971 by Ron Tamlyn, Sr. with \$800 borrowed money and help from his wife, Jean, in a small shack in the back yard of their modest home in Bellaire, Texas. We remain family-owned to this day. Our history is one of quality, innovation, and proven performance. We are proud to represent the manufacturing end of the building products industry, and remain a competitive manufacturer committed to making products in America, giving customers a choice and not putting all their eggs in an uncertain import basket. An overwhelming majority of our products are still made in the USA. We believe it matters in helping America keep control of its destiny.

Tamlyn manufactures Xtreme Trim® for fiber cement, roofing products and structural metal products for stronger homes and buildings that will hold together under high wind and seismic forces.

Tamlyn provides a full line of XtremeColor Flashings. Tamlyn provides tough, weather-resistant coatings for a long lasting beauty and low maintenance on XtremeColor Flashing. Easy to install with all fiber cement siding and soffit products.

A very diversified mix of frequently needed building products is available from Tamlyn. We manufacture joist and truss hangers, brick ties, hurricane clips, straps, and holdowns, as well as special and custom welded hangers. Tamlyn structural products are ICC-listed and Florida Building Code-approved. We also make G-185 triple zinc connectors for use with the ACQ treated wood products.

We offer quality products, competitive prices, and fast service. While we recognize we are in a global economy, we remain committed to making products by choice in the USA, giving customers a quality domestic option.

## Mission Statement

To become a world-class and world-wide supplier of quality building products. We will help build the dream of better homes, continually innovating, while honoring our heritage as a family business that values all employees, making Tamlyn a rewarding place to work. We will promote positive, lasting relationships with customers, providing excellent products at fair prices with superior service. We commit to be good stewards of our resources to leave Tamlyn in a stronger position for the next generation, passing these values on and bringing glory to God in all we do.

## Company Directory

Corporate Headquarters / Plant  
13623 Pike Road  
Stafford, Texas 77477  
USA Toll Free 800-334-1676  
Phone: 281-499-9604  
Fax: 281-499-8948

Dallas Plant  
10940 Petal Street  
Dallas, Texas 75238  
USA Toll Free 888-416-9676  
Phone: 214-348-9676  
Fax: 214-348-0976

The logo for XtremeTrim features a stylized green roofline above the brand name. "Xtreme" is in a bold, dark green sans-serif font, and "Trim" is in a lighter green sans-serif font, followed by a registered trademark symbol (®).

Pages 7-64

The logo for XtremeColor Flashing features a stylized green roofline above the brand name. "XtremeColor" is in a bold, dark green sans-serif font, and "Flashing" is in a lighter green sans-serif font, followed by a trademark symbol (™).

Pages 65-76

The logo for XtremeVent features a stylized green roofline above the brand name. "Xtreme" is in a bold, dark green sans-serif font, and "Vent" is in a lighter green sans-serif font, followed by a trademark symbol (™).

Pages 77-84

The logo for XtremeBlock features a stylized green roofline above the brand name. "Xtreme" is in a bold, dark green sans-serif font, and "Block" is in a lighter green sans-serif font, followed by a trademark symbol (™).

Pages 85-88

The logo for XtremeEnvelope Solutions features a stylized green roofline above the brand name. "XtremeEnvelope" is in a bold, dark green sans-serif font, and "Solutions" is in a lighter green sans-serif font, followed by a trademark symbol (™).

Pages 89-97



## Primed Finish Standard

XtremeTrim® extruded profiles and ColorFlashing™ fabricated profiles are provided standard with a primed finish using a proprietary primer suitable for field painting using most paint materials. Ideal application is with a direct to metal alkyd enamel. Consult your local paint manufacturers for best practice and proper paint selection and application.

## Anodized Finishes

Tamlyn stocks Clear Anodized (Architectural 202R1) in almost all extruded profiles. In addition, other anodized finishes such as Dark Bronze, Medium Bronze, Light Bronze, Gold, or Black are available as special order. All anodized finishes are provided within an industry range of color consistency and can vary slightly from item to item. Special order anodized colors are subject to specific quantity minimums by item.

Anodizing is an electrochemical conversion process that deposits an oxide film on the aluminum profile. A natural oxidation process occurs on all bare aluminum, however, producing the oxidation process artificially through anodizing creates a thicker, harder, and more durable oxide film which is an extremely durable finish resistant to most forms of airborne corrosion.

## Anodized Specifications

Standard Clear Anodized – Architectural 202R1 medium etch (AA-M32CA21). Thickness of anodic coating shall be tested in accordance with ASTM B-244-68.

Color Anodized Finish – two step impregnated color Class II Architectural of 0.40-0.70 mils (AA-M12C22A33) Thickness of anodic coating shall be tested in accordance with ASTM B-244-68.

Tamlyn also provides Clear Anodized fabricated profiles in 0.040 sheet stock to compliment the extruded Clear Anodized profiles.

## Powder Coating

Powder coating is an advanced method of applying finish to products. The powder used for the process is a mixture of finely ground particles of pigment and resin, which is sprayed onto a surface to be coated. The charged powder particles adhere to the electrically grounded surfaces until heated and fused into a smooth coating in a curing oven. The result is a uniform, durable, high-quality, and attractive finish.

Powder coating gives longest-lasting and most color-durable quality finishes available. Powder coated surfaces are more resistant to chipping, scratching, fading, and wearing than other finishes.

Tamlyn powder coats in-house to match all major siding colors. Quantity limits apply for custom color powder coat processing.

## Traditional Wet Paint Processing

Tamlyn also can provide traditional wet paint process for custom colors. This is advantageous often for smaller volume orders. The color control and matching can be precisely managed to assure consistency throughout a job or project. Minimum quantity limits apply for all color matches.

Colors shown are illustrated as accurately as printing methods will permit. Please utilize actual product samples for true color comparison.

	Aged Pewter*		Maple
	Artic White*		Marigold
	Autumn Red		Monterey Taupe*
	Autumn Tan*		Mountain Sage*
	Black*		Nantucket Gray
	Boothbay Blue*		Natural Clay
	Cedar		Navajo Beige*
	Coastal Blue		Night Gray*
	Cobble Stone*		Olive
	Countrylane Red*		Pacific Blue
	Cypress		Pearl Gray*
	Dark Bronze*		Pewter
	Deep Ocean*		Redwood
	Desert Tan		Rich Espresso*
	Emerald		Sable Brown
	Evening Blue*		Sail Cloth*
	Flagstone		Sandstone Beige*
	Forest		Savannah Wicker
	Granite Gray		Slate
	Gray Slate*		Snow
	Hearthstone		Sterling Gray
	Heathered Moss*		Suede
	Iron Gray*		Taupe
	Khaki Brown*		Timber Bark*
	Light Maple		Traditional Red*
	Light Mist*		Woodland Cream*
	Linen		Woodstock Brown*
	Mahogany		Clear Anodized*
			Primed*














\*Colors with coil stock for fabrication in-house at time of printing.

**Any other color you imagine is also available from TAMLYN.**  
**Want to match a school or corporate color scheme, we can make it happen**








Colors shown are illustrated as accurately as printing methods will permit. Please utilize actual product samples for true color comparison. With all color processes there is an allowable variance tolerance that applies to painting and use of dissimilar substrate materials to which paint is applied. Pre-matched colors on many siding products are considered to be stock matched from TAMLYN and do not require signed match approval for processing. Any other colors must have signed/accepted hand matches completed prior to order processing/acceptance. The colors below are examples of the majority of current ready matched shades. Almost any other color can be matched. There are quantity minimums for all orders of color processing. Paint variance is from lot to lot WILL occur and on large projects it is recommended that all color items be ordered at one time.







## Horizontals









	<b>BRH</b> Page 28 Horizontal Bead Reveal
	<b>CQZ</b> Page 30 Horizontal Z
	<b>F</b> Page 56 Style "F" Trim
	<b>FR</b> Page 57 Style "F" Reveal Trim
	<b>JMH</b> Page 54 Standard J-Mold
	<b>JMR</b> Page 55 Reveal J-Mold
	<b>JMS</b> Page 53 Basic J Mold
	<b>RH</b> Page 26 Horizontal Reveal
	<b>RHB</b> Page 27 Horizontal Board Reveal
	<b>XS</b> Page 61 Starter Strip
	<b>XWF</b> Page 58 Window Flashing
	<b>XZH</b> Page 25 Standard Horizontal Z
	<b>XZS</b> Page 29 Basic Horizontal Z

## Verticals









	<b>BRV</b> Page 22 Vertical Bead Reveal
	<b>RV</b> Page 16 Vertical Reveal
	<b>RVB</b> Page 20 Vertical Board Reveal
	<b>RVBN</b> Page 19 Vertical Batten Reveal
	<b>RVC</b> Page 17 Vertical Reveal
	<b>RVT</b> Page 18 Vertical Reveal - Transition
	<b>SHM</b> Page 21 Vertical Siding H-Mold











	<b>TM</b> Page 23 Vertical T-Mold
	<b>TMB</b> Page 24 Vertical Box T-Mold
	<b>XHM</b> Page 60 Soffit H-Mold
	<b>XL</b> Page 59 "L" Transition Trim

## Inside Corners








	<b>XIC</b> Page 47 Plank Inside Corner
	<b>XIC</b> Page 49 Panel Inside Corner
	<b>XICT</b> Page 46 Inside Corner - Transition
	<b>XICB</b> Page 52 Bullnose Inside Corner
	<b>XICLP</b> Page 51 Low Profile Inside Corner
	<b>XICLP</b> Page 63 Low Profile Inside Corner 135°
	<b>XICLP</b> Page 50 Low Profile Inside Corner Transition
	<b>XICR</b> Page 48 Reveal Inside Corner

## Outside Corners


	<b>XOC12</b> Page 42 1x2 Board Outside Corner
	<b>XOC35</b> Page 43 3-1/2" Outside Corner
	<b>XOCB</b> Page 45 Bullnose Outside Corner
	<b>XOCBL</b> Page 40 Blunt Panel Outside Corner
	<b>XOCBN</b> Page 44 Batten Outside Corner
	<b>XOCBT</b> Page 39 Butted Outside Corner
	<b>XOCDR</b> Page 34 Double Reveal Outside Corner
	<b>XOCLP</b> Page 37 Low Profile Outside Corner

	<b>XOCLP</b> Page 62 Low Profile Outside Corner 135°
	<b>XOCLP</b> Page 62 Low Profile Outside Corner 135°
	<b>XOCLP</b> Page 38 Low Profile Outside Corner Transition
	<b>XOCR</b> Page 31 Reveal Open Outside Corner
	<b>XOCR</b> Page 64 Reveal Open Outside Corner 135°
	<b>XOCR</b> Page 32 Reveal Open Outside Corner Transition
	<b>XOCRM</b> Page 36 Reveal Open Outside Corner Minimum Face
	<b>XOCSR</b> Page 35 Square Reveal Outside Corner
	<b>XOCW</b> Page 33 Reveal W Outside Corner
	<b>XOCX</b> Page 41 Bold X Outside Corner

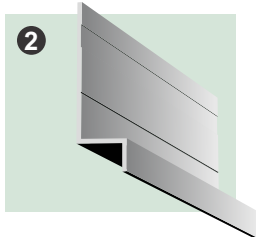
## Water Management System

	<b>WHM</b> Page 12 Vertical Siding H Mold
	<b>WJM</b> Page 13 J Mold
	<b>WRV</b> Page 12 Vertical Reveal
	<b>WICLP</b> Page 15 Low Profile Inside Corner
	<b>WOCLP</b> Page 14 Low Profile Outside Corner
	<b>WOCR</b> Page 14 Reveal Outside Corner
	<b>WZ</b> Page 13 Horizontal Z

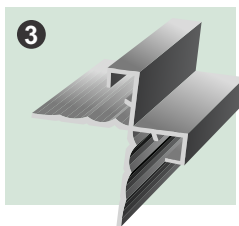





**XtremeTrim®  
Vertical Reveal**  
Page 12




**XtremeTrim®  
Horizontal Z**  
Page 13




**XtremeTrim®  
Reveal  
Outside Corner**  
Page 14




**XtremeTrim®  
Low Profile  
Outside Corner**  
Page 14



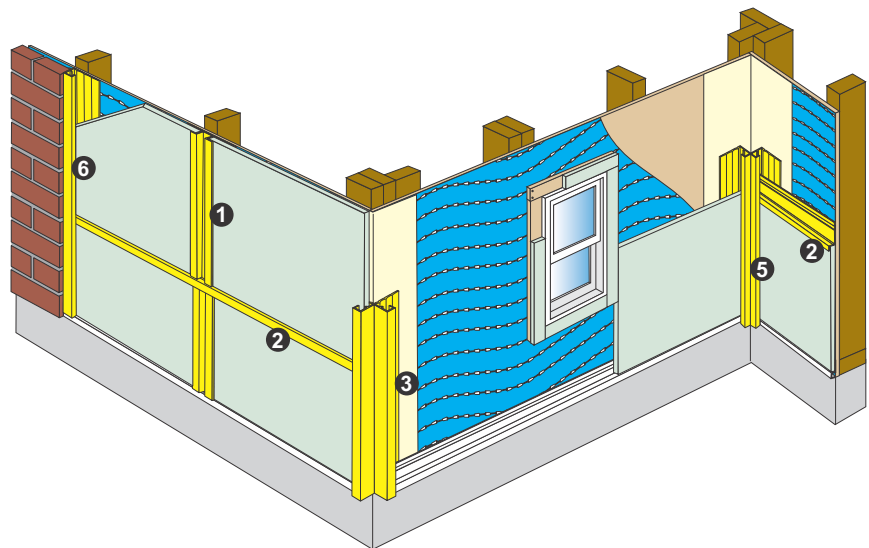
**XtremeTrim®  
Low Profile  
Inside Corner**  
Page 15



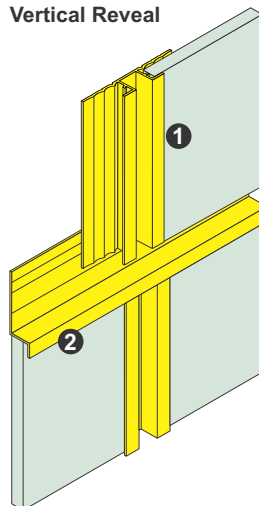
**XtremeTrim®  
J Mold**  
Page 13



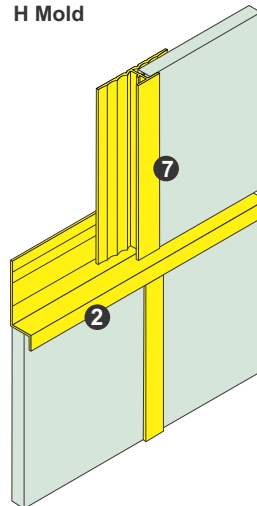
**XtremeTrim®  
Siding H Mold**  
Page 12



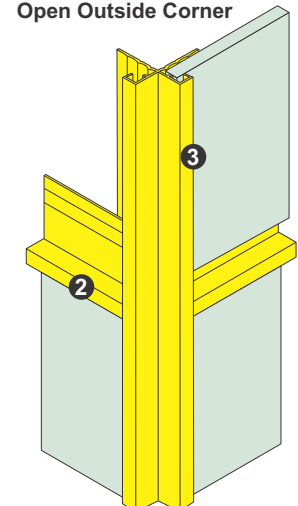
**Vertical Reveal**



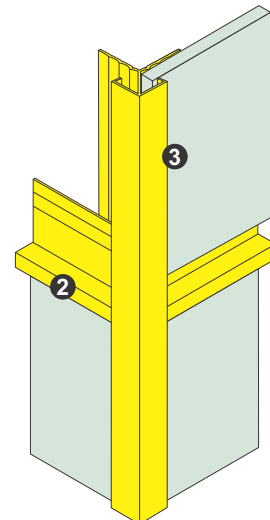
**H Mold**



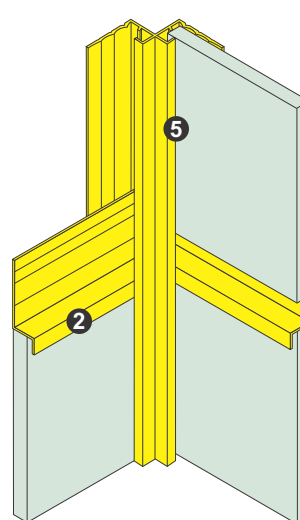
**Open Outside Corner**




**Low Profile Outside Corner**



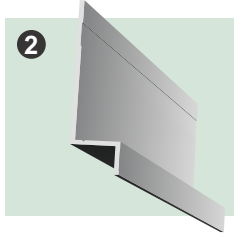
**Low Profile Inside Corner**



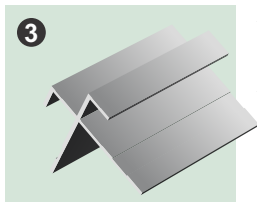




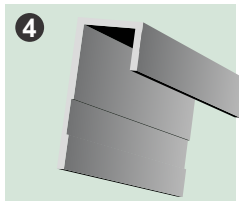
**XtremeTrim®  
Vertical Reveal**  
RV Page 16



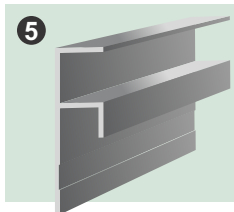
**XtremeTrim®  
Horizontal Z**  
XZH Page 25




**XtremeTrim®  
Reveal  
Outside Corner**  
XOCR Page 31



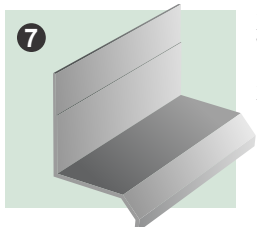
**XtremeTrim®  
J Mold**  
JMH Page 54



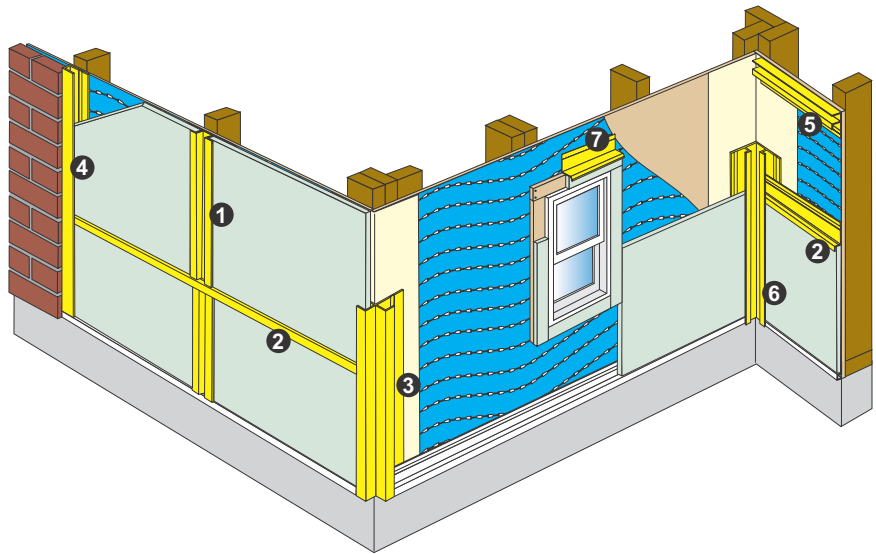
**XtremeTrim®  
F Reveal**  
FR Page 57



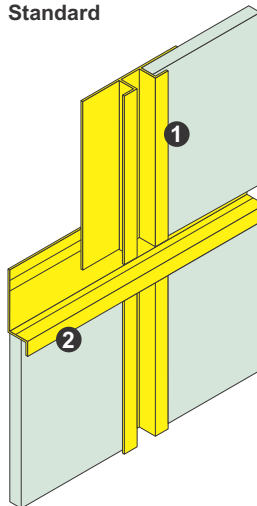
**XtremeTrim®  
Reveal  
Inside Corner**  
XICR Page 48



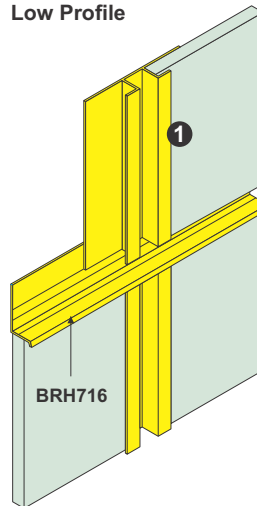
**XtremeTrim®  
Window  
Flashing**  
XWF Page 58



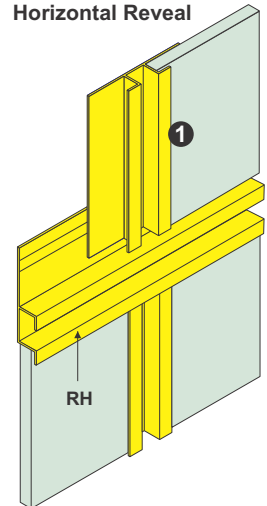
**Standard**



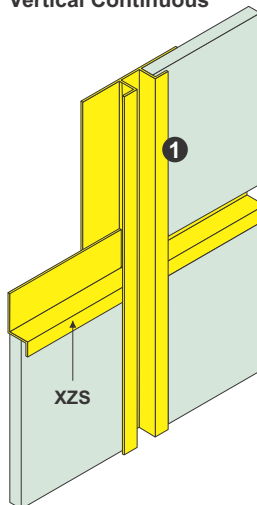
**Low Profile**



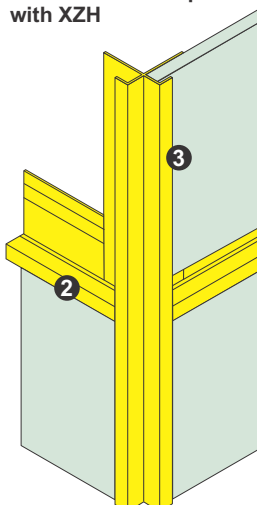
**Horizontal Reveal**



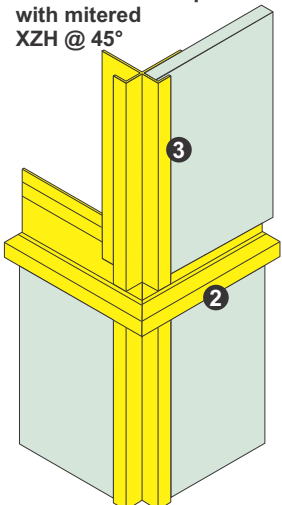
**Vertical Continuous**



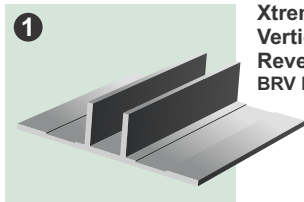
**Outside Corner Option  
with XZH**




**Outside Corner Option  
with mitered  
XZH @ 45°**



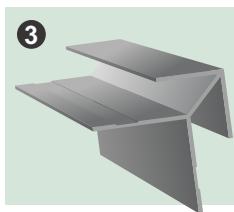




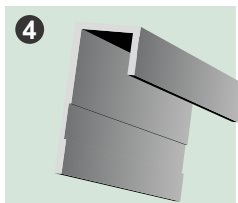
**XtremeTrim®  
Vertical Bead  
Reveal  
BRV** Page 22




**XtremeTrim®  
Horizontal  
Bead Reveal  
BRH** Page 28



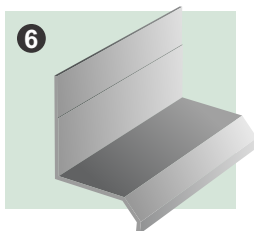
**XtremeTrim®  
Low Profile  
Outside Corner  
XOCLP** Page 37



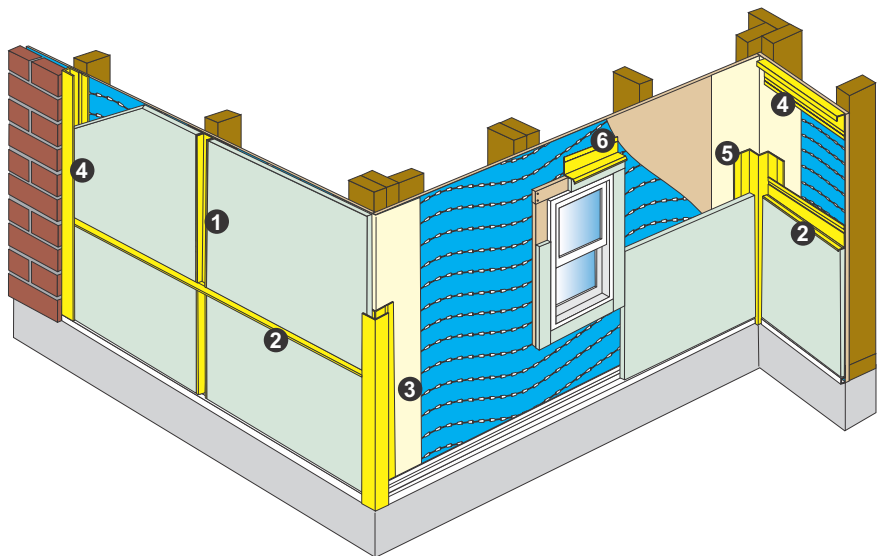
**XtremeTrim®  
J Mold  
JMH** Page 54



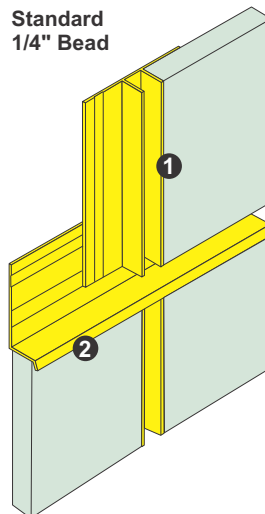
**XtremeTrim®  
Panel Inside  
Corner  
XIC** Page 49



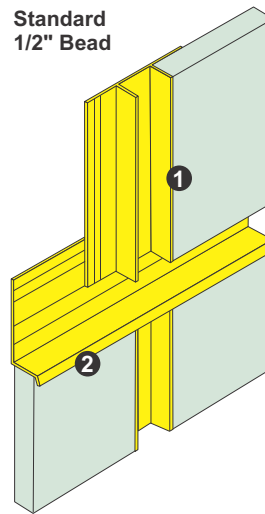
**XtremeTrim®  
Window  
Flashing  
XWF** Page 58



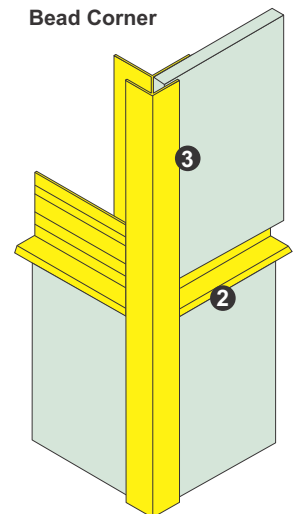
**Standard  
1/4" Bead**



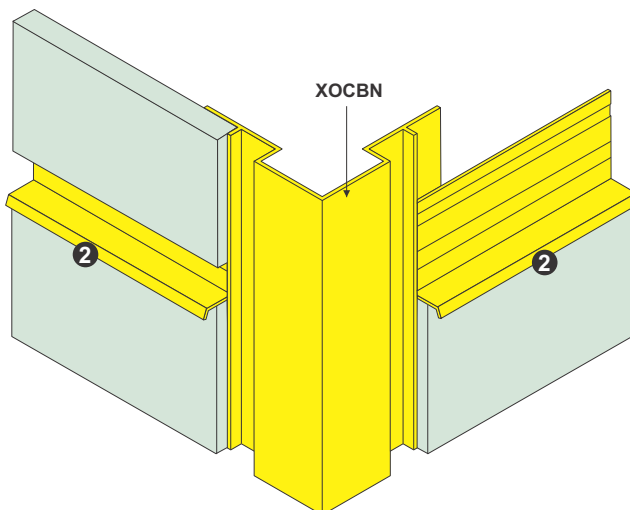
**Standard  
1/2" Bead**



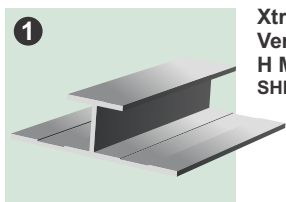
**Bead Corner**



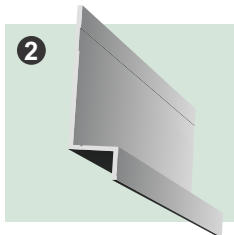
**Batten Corner for 1/2" Bead**



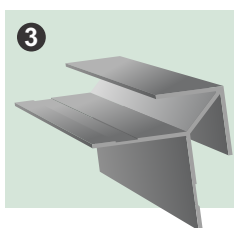




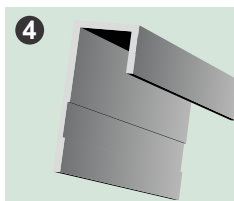
**XtremeTrim®  
Vertical Siding  
H Mold  
SHM** Page 21




**XtremeTrim®  
Horizontal Z  
XZH** Page 25




**XtremeTrim®  
Low Profile  
Outside Corner  
XOCLP** Page 37



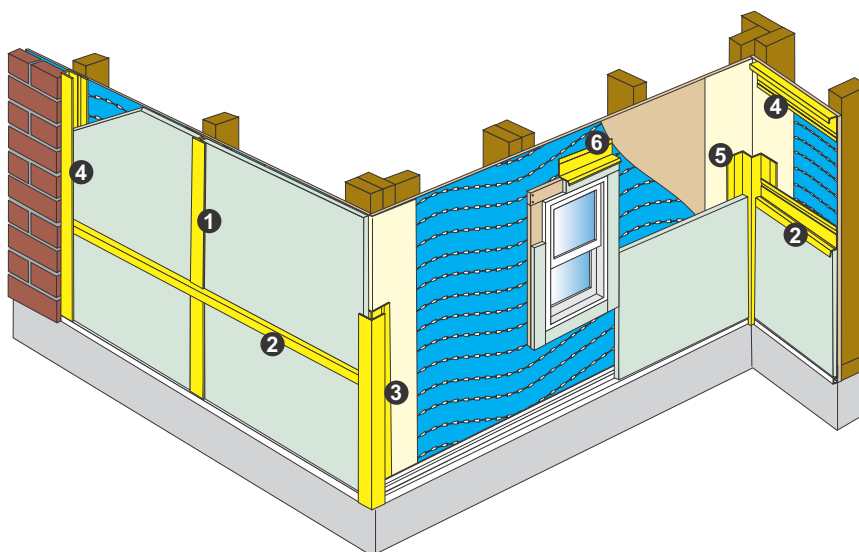
**XtremeTrim®  
J Mold  
JMH** Page 54



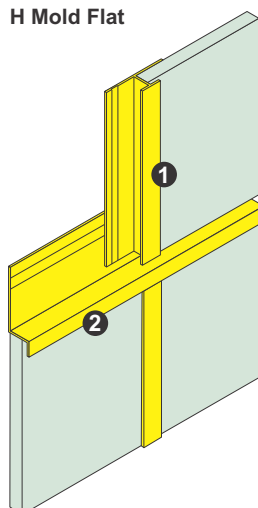
**XtremeTrim®  
Panel Inside  
Corner  
XIC** Page 49



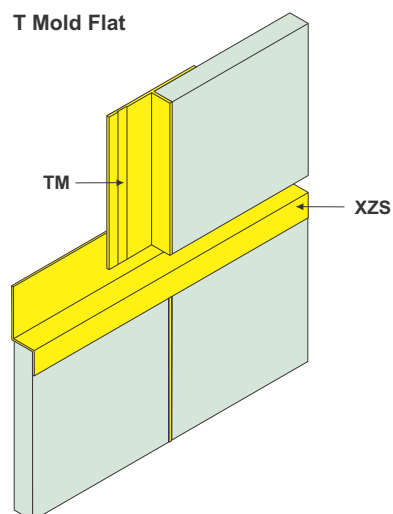
**XtremeTrim®  
Window Flashing  
XWF** Page 58



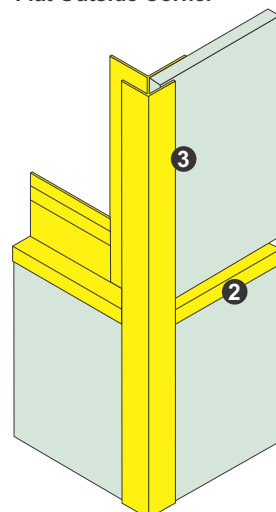
**H Mold Flat**



**T Mold Flat**

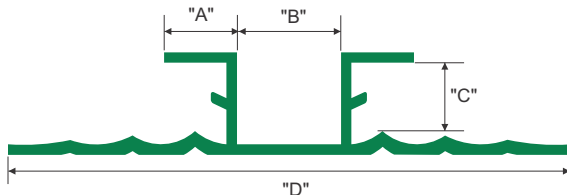



**Flat Outside Corner**





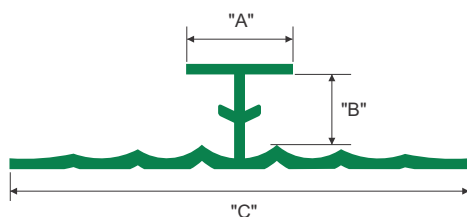

# XtremeTrim® Water Management System - Verticals



**XtremeTrim® Vertical Reveal**  
US Patent #9,200,455

ITEM ID	"A"	"B"	"C"	"D"	SIDING SIZE
W516RV	3/8"	1/2"	5/16"	2-11/16"	5/16"
W716RV	3/8"	1/2"	7/16"	2-11/16"	7/16"

All parts are 10' Length unless otherwise indicated



**XtremeTrim® Vertical Siding H Mold**  
US Patent #9,200,455

ITEM ID	"A"	"B"	"C"	SIDING SIZE
W516HM	1/2"	5/16"	2-1/8"	5/16"
W716HM	3/4"	7/16"	2-1/8"	7/16"

All parts are 10' Length unless otherwise indicated

## WATER MANAGEMENT FEATURES

The patented, unique ribbing of the back leg mitigates water intrusion by providing multiple downflow channels to move water. The stand off rib on the out leg of the profiles assure proper panel application.

**W series profiles must be used together as a system and not with other XtremeTrim® profiles.**

## DESIGN FEATURES

**Vertical Reveal :** Designed to create a uniform, aesthetically consistent vertical reveal between panels.

**Siding H Mold :** Economic profile designed to cover vertical joints in siding. Longer lasting and more effective than contractor grade caulk. Provides a smooth seam at joints.

## MATERIAL

6063-T5 .050" ± .005 extruded aluminum alloy with proprietary coating that protects against harsh weather conditions and allows for paint adhesion.

## FINISH

Unless specified all XtremeTrim® items are provided in primed finish. Also available in popular siding/soffit colors in standard face only color match or full coverage CoastalColorCoating™. Clear Anodized is stocked and custom anodized is available (minimums apply).

## NOTE

Use of the XtremeTrim® Vertical Reveal and Vertical Siding H-Mold at horizontal joints is not recommended.

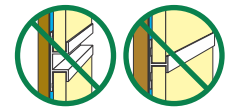
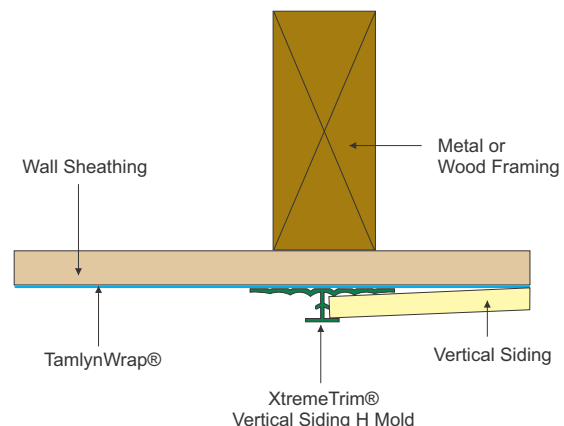
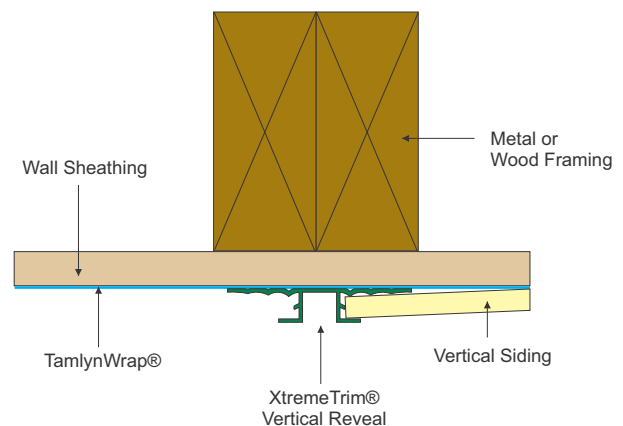
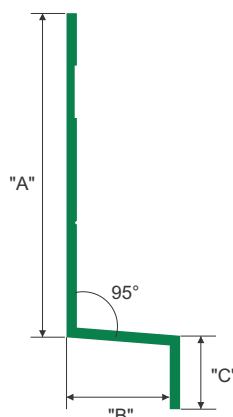



Illustration not to scale







**XtremeTrim® Horizontal Z**

ITEM ID	"A"	"B"	"C"	SIDING SIZE
W516Z	1-9/16"	1/2"	3/8"	5/16"
W716Z	1-9/16"	5/8"	3/8"	7/16"

All parts are 10' Length unless otherwise indicated

## DESIGN FEATURES

**Horizontal Z** : Provides clean and consistent horizontal transition between panels. Designed to work in conjunction with XtremeTrim® Vertical Reveal and Siding H-Mold.

**J Mold** : Provides a clean finish at openings, edges of panels or planks and at material transitions. Specifically designed to work in conjunction with other "W" Series XtremeTrim® profiles. Return leg provides a clean edge for horizontals to stop.

## MATERIAL

6063-T5 .050" ± .005 extruded aluminum alloy with proprietary coating that protects against harsh weather conditions and allows for paint adhesion.

## FINISH

Unless specified all XtremeTrim® items are provided in primed finish. Also available in popular siding/soffit colors in standard face only color match or full coverage CoastalColorCoating™. Clear Anodized is stocked and custom anodized is available (minimums apply).

## NOTE

Do not install XtremeTrim® Horizontal Z and J Mold on horizontal applications where the exterior flange can catch water.

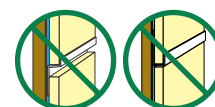
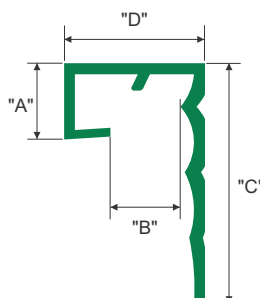



Illustration not to scale



**XtremeTrim® J Mold**  
US Patent #9,200,455

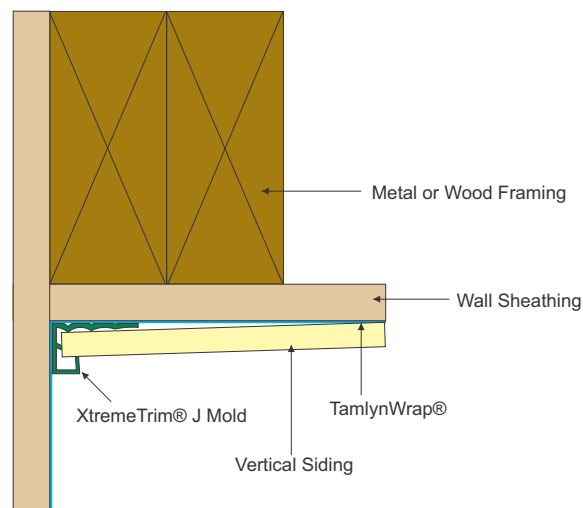
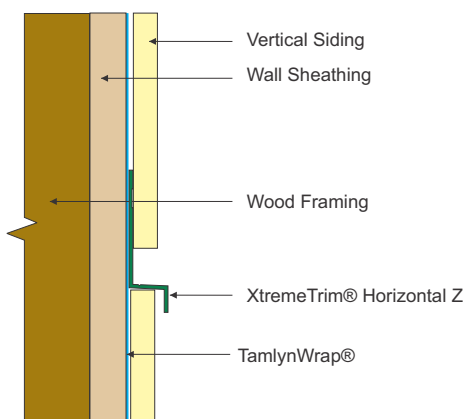
ITEM ID	"A"	"B"	"C"	"D"	SIDING SIZE
W516JM	3/8"	5/16"	1-1/8"	5/8"	5/16"
W716JM	3/8"	7/16"	1-1/8"	3/4"	7/16"

All parts are 10' Length unless otherwise indicated

## WATER MANAGEMENT FEATURES

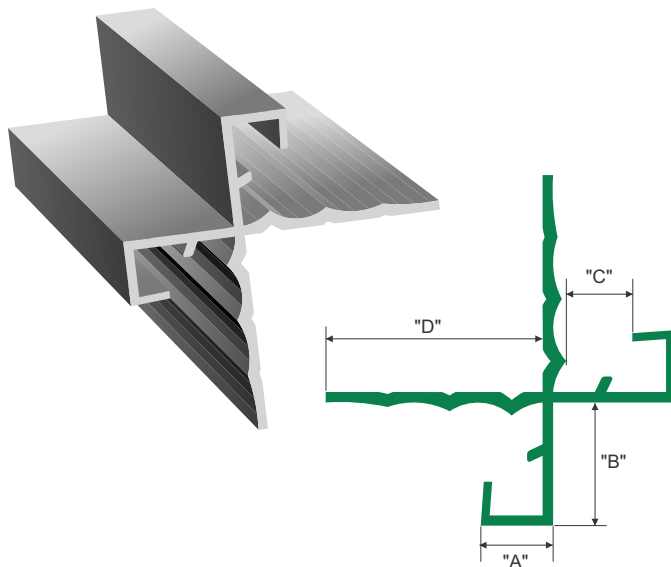
The patented, unique ribbing of the back leg mitigates water intrusion by providing multiple downflow channels to move water. The stand off rib on the out leg of the profiles assure proper panel application.

**W series profiles must be used together as a system and not with other XtremeTrim® profiles.**





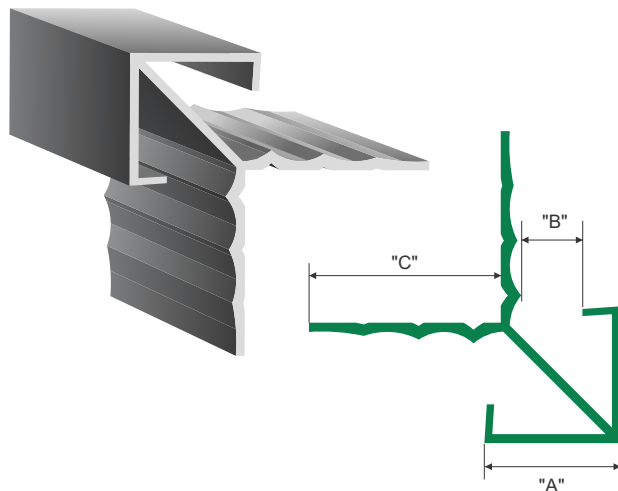
# XtremeTrim® Water Management System



**XtremeTrim® Reveal Outside Corner**  
US Patent #9,200,455

ITEM ID	"A"	"B"	"C"	"D"	SIDING SIZE
W516OCR	3/8"	5/8"	5/16"	1-1/16"	5/16"
W716OCR	3/8"	3/4"	7/16"	1-1/16"	7/16"

All parts are 10' Length unless otherwise indicated



**XtremeTrim® Low Profile Outside Corner**  
US Patent #9,200,455

ITEM ID	"A"	"B"	"C"	SIDING SIZE
W516OCLP	3/4"	5/16"	1-1/16"	5/16"
W716OCLP	1"	7/16"	1-1/16"	7/16"

All parts are 10' Length unless otherwise indicated

## WATER MANAGEMENT FEATURES

The patented, unique ribbing of the back leg mitigates water intrusion by providing multiple downflow channels to move water. The stand off rib on the out leg of the profiles assure proper panel application.

**W series profiles must be used together as a system and not with other XtremeTrim® profiles.**

## DESIGN FEATURES

**Open Outside Corner** : Provides a clean, open outside corner inset style which compliments the "W" Series Vertical Reveal System.

**Low Profile Outside Corner** : Ideal corner for use with "W" Series Reveal Systems where a more traditional but still minimal corner style is desired.

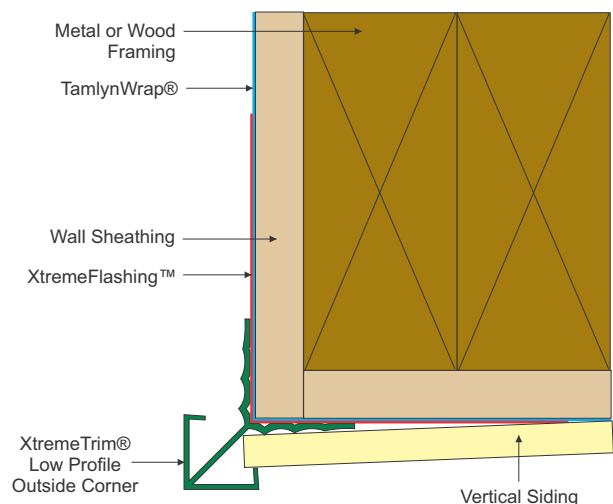
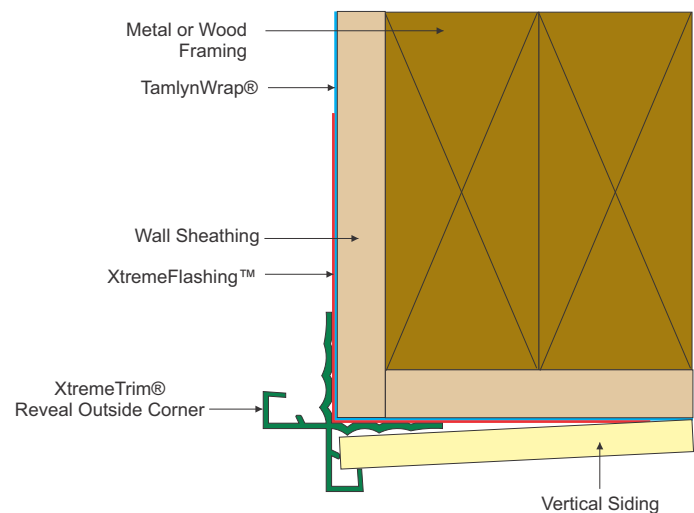
## MATERIAL

6063-T5 .050" ± .005 extruded aluminum alloy with proprietary coating that protects against harsh weather conditions and allows for paint adhesion.

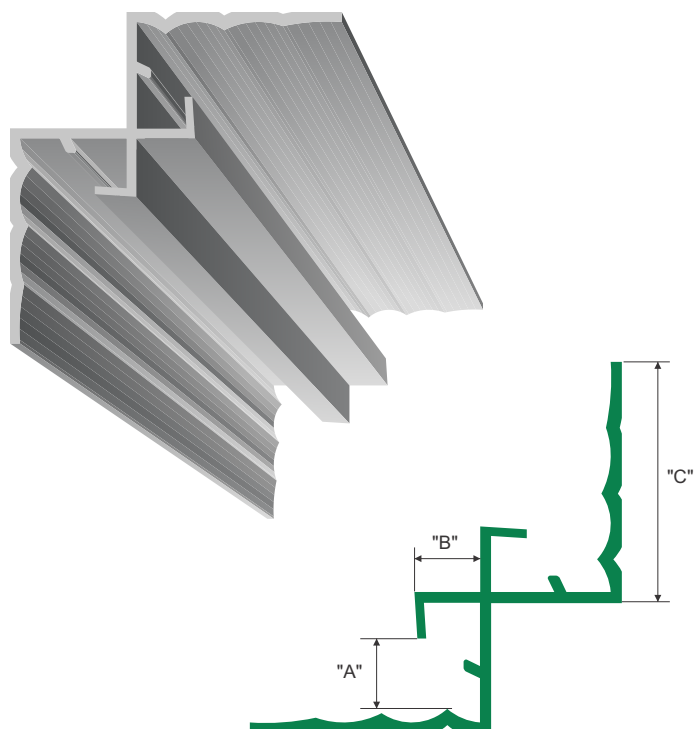
## FINISH

Unless specified all XtremeTrim® items are provided in primed finish. Also available in popular siding/soffit colors in standard face only color match or full coverage CoastalColorCoating™. Clear Anodized and custom anodized are available (minimums apply).

Illustration not to scale







**XtremeTrim® Low Profile Inside Corner**  
US Patent #9,200,455

ITEM ID	"A"	"B"	"C"	SIDING SIZE
W516ICLP	5/16"	3/8"	1-1/8"	5/16"
W716ICLP	7/16"	3/8"	1-1/8"	7/16"

All parts are 10' Length unless otherwise indicated

## WATER MANAGEMENT FEATURES

The patented, unique ribbing of the back leg mitigates water intrusion by providing multiple downflow channels to move water. The stand off rib on the out leg of the profiles assure proper panel application.

**W series profiles must be used together as a system and not with other XtremeTrim® profiles.**

## DESIGN FEATURES

Minimal face produces a clean, pleasing durable "W" Series inside corner for siding panels or lap siding.

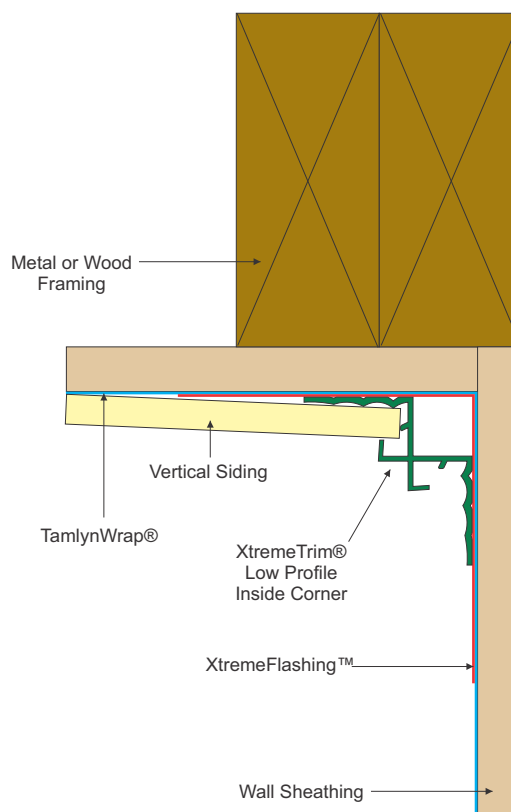
## MATERIAL

6063-T5 .050"  $\pm$  .005 extruded aluminum alloy with proprietary coating that protects against harsh weather conditions and allows for paint adhesion.

## FINISH

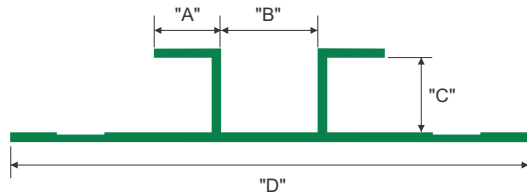

Unless specified all XtremeTrim® items are provided in primed finish. Also available in popular siding/soffit colors in standard face only color match or full coverage CoastalColorCoating™. Clear Anodized is stocked and custom anodized is available (minimums apply).

Illustration not to scale



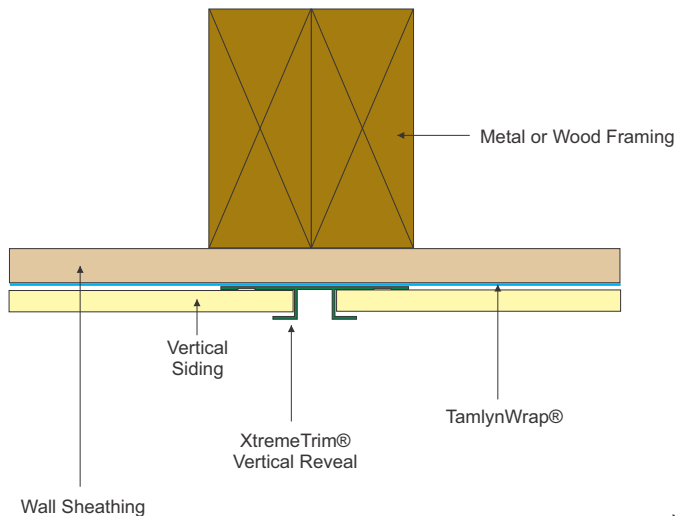


# Vertical Reveal



ITEM ID	"A"	"B"	"C"	"D"	SIDING SIZE
RV516	3/8"	1/2"	3/8"	2-3/4"	5/16"
RV716	3/8"	1/2"	7/16"	2-5/8"	7/16"
RV58	3/8"	5/8"	5/8"	2-7/8"	5/8"
RV34	5/8"	3/4"	3/4"	3"	3/4", 5/16" Lap

All parts are 10' Length unless otherwise indicated



## DESIGN FEATURES

Designed to create a uniform, aesthetically consistent open vertical reveal between panel or lap siding. The one piece reveal is fast and economical to install.

## MATERIAL

6063-T5 .050"  $\pm$  .005 extruded aluminum alloy with proprietary coating that protects against harsh weather conditions and allows for paint adhesion.

## FINISH

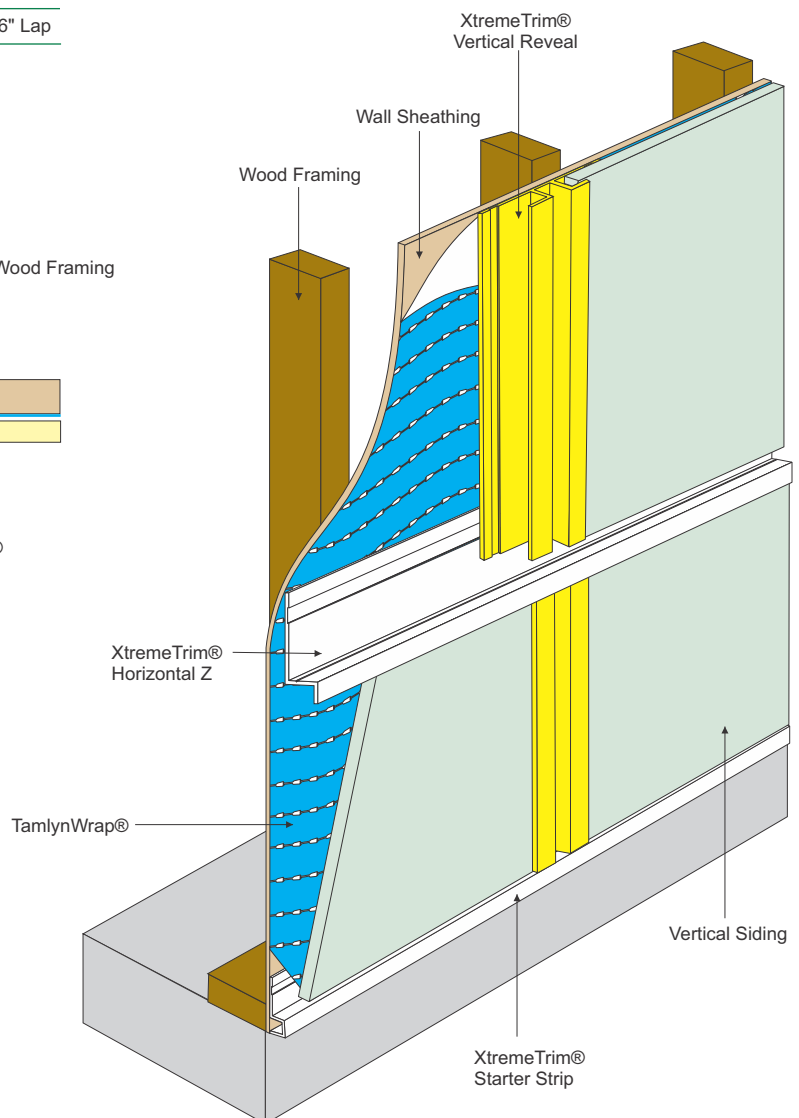
Unless specified all XtremeTrim® items are provided in primed finish. Also available in popular siding/soffit colors in standard face only color match or full coverage CoastalColorCoating™. Clear Anodized is stocked and custom anodized is available (minimums apply).

## NOTE

Use of the XtremeTrim® Vertical Reveal at horizontal joints is not recommended.

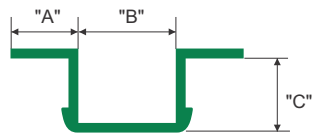



Illustration not to scale

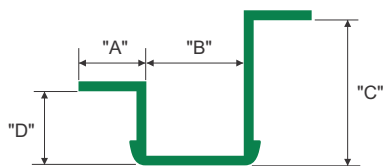




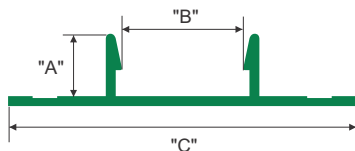
# Combination Vertical Reveal - 2 Piece



RVC



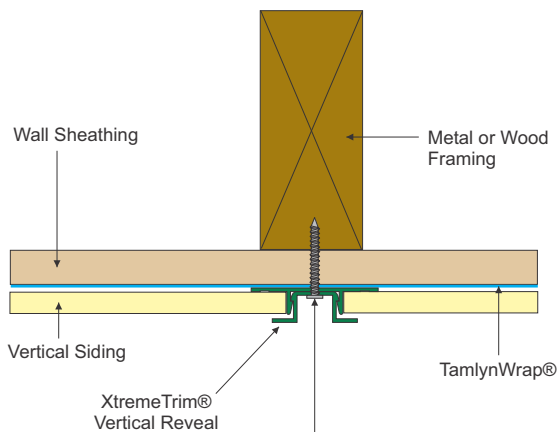
RVC51634



BRV58516 (Receiver)

ITEM ID	"A"	"B"	"C"	"D"	SIDING SIZE
RVC516	3/8"	1/2"	3/8"	--	5/16"
RVC716	3/8"	1/2"	7/16"	--	7/16"
RVC34	5/8"	1/2"	3/4"	--	3/4" or 5/16" Lap
RVC51634	3/8"	1/2"	3/4"	3/8"	5/16" to 3/4", 5/16" Lap
BRV58516	5/16"	5/8"	1-13/16"	--	5/16"

All parts are 10' Length unless otherwise indicated



**Best Practice Installation:**  
Insert self tap screw at top and bottom of each insert after tapping into place. Above 3 stories apply adhesive sealant into receiver before installing cap.

## DESIGN FEATURES

Designed to create a uniform, aesthetically consistent vertical reveal between panel and lap siding. The two piece design permits application of the base part first and then installation of the cover cap at a later time. In tight fit situations this may be more convenient than using the standard vertical reveal. However, due to the natural expansion and contraction of aluminum, all two piece caps must be secured by either adhesive or screw or pop rivet.

## MATERIAL

6063-T5 .050"  $\pm$  .005 extruded aluminum alloy with proprietary coating that protects against harsh weather conditions and allows for paint adhesion.

## FINISH

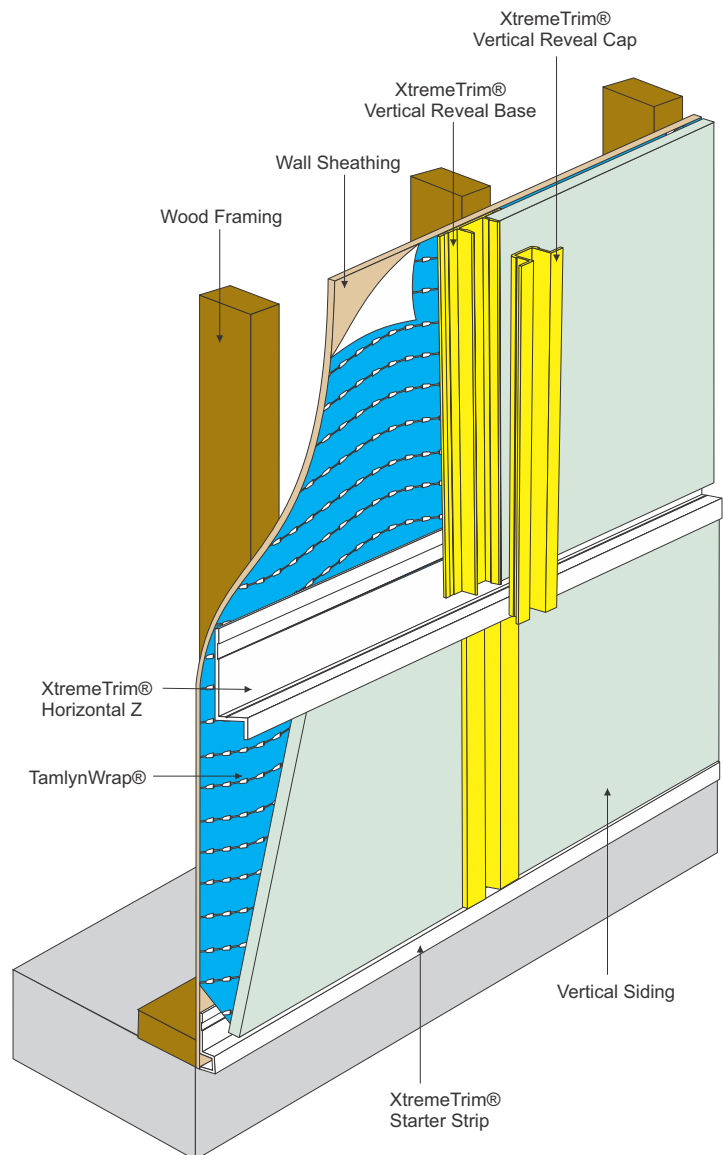
Unless specified all XtremeTrim® items are provided in primed finish. Also available in popular siding/soffit colors in standard face only color match or full coverage CoastalColorCoating™. Clear Anodized is stocked and custom anodized is available (minimums apply).

## NOTE

Use of the XtremeTrim® Vertical Reveal at horizontal joints is not recommended.

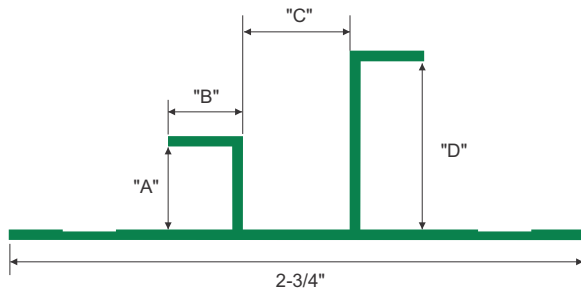



Illustration not to scale



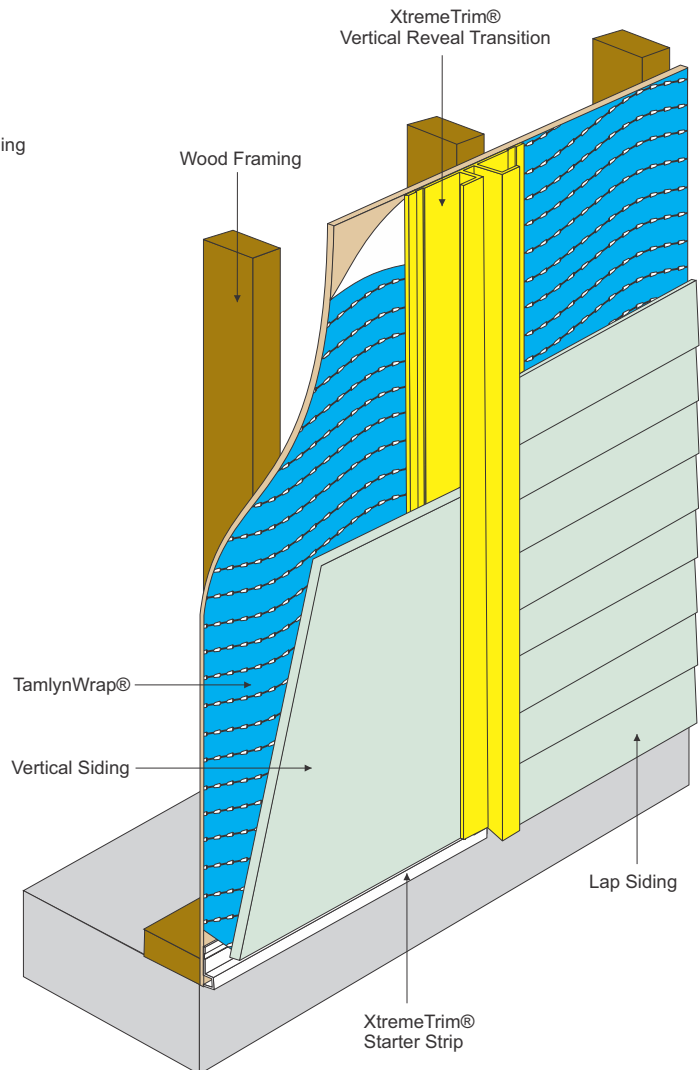
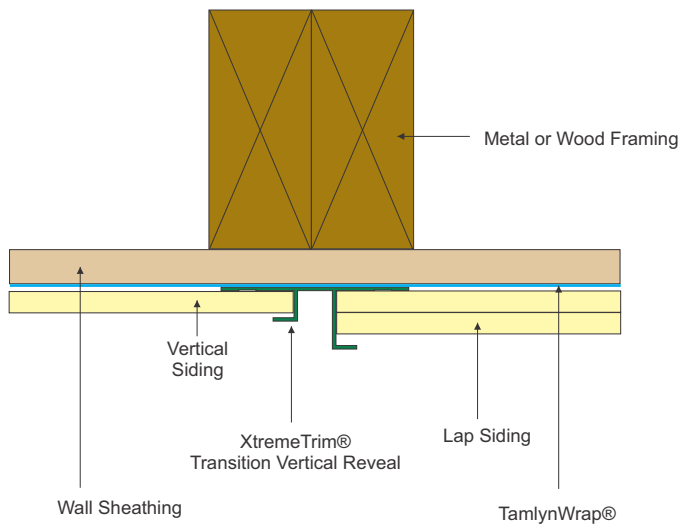


# Vertical Reveal - Transition



ITEM ID	"A"	"B"	"C"	"D"	SIDING SIZE
RVT51634	3/8"	3/8"	1/2"	3/4"	5/16" to 3/4", 5/16" Lap

All parts are 10' Length unless otherwise indicated



## DESIGN FEATURES

Designed to create a uniform, aesthetically consistent vertical reveal at transitions between panel and lap siding.

## MATERIAL

6063-T5 .050"  $\pm$  .005, extruded aluminum alloy with proprietary coating that protects against harsh weather conditions and allows for paint adhesion.

## FINISH

Unless specified all XtremeTrim® items are provided in primed finish. Also available in popular siding/soffit colors in standard face only color match or full coverage CoastalColorCoating™. Clear Anodized is stocked and custom anodized is available (minimums apply).

## NOTE

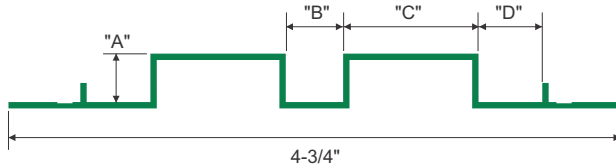

Use of the XtremeTrim® Transition Vertical Reveal at horizontal joints is not recommended.



Illustration not to scale

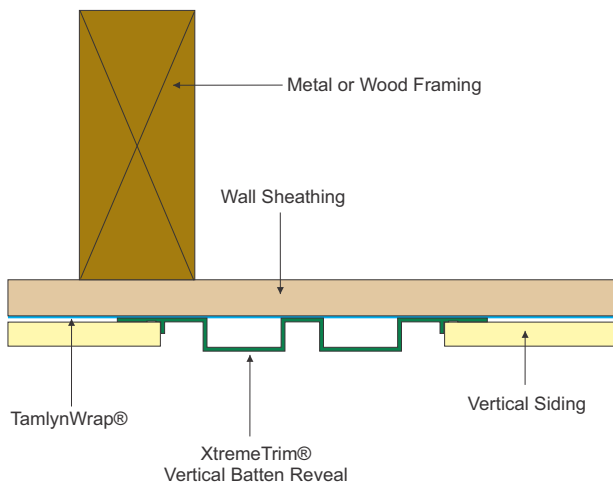


# Vertical Batten Reveal



ITEM ID	"A"	"B"	"C"	"D"	SIDING SIZE
RVBN516	3/8"	15/32"	1"	1/2"	5/16"

All parts are 10' Length unless otherwise indicated



## DESIGN FEATURES

Unique design duplicates the look of a wood batten without the maintenance headaches while serving as a rustproof flashing between vertical siding. Design does not protrude beyond panel.

## MATERIAL

6063-T5 .050"  $\pm$  .005 extruded aluminum alloy with proprietary coating that protects against harsh weather conditions and allows for paint adhesion.

## FINISH

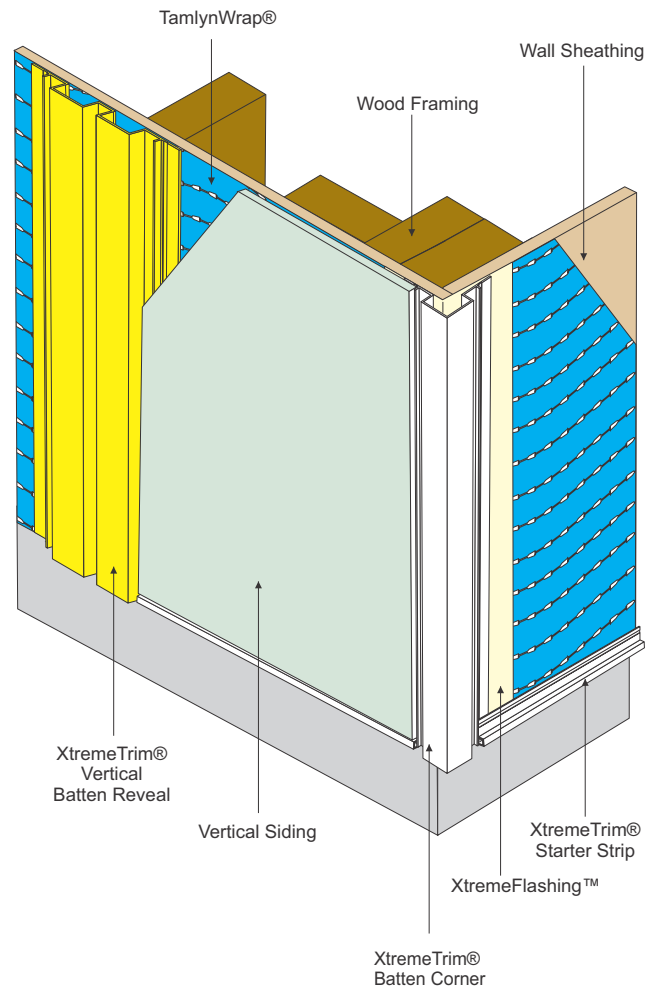
Unless specified all XtremeTrim® items are provided in primed finish. Also available in popular siding/soffit colors in standard face only color match or full coverage CoastalColorCoating™. Clear Anodized and custom anodized are available (minimums apply).

## NOTE

Use of the XtremeTrim® Vertical Batten Reveal at horizontal joints is not recommended.



Illustration not to scale

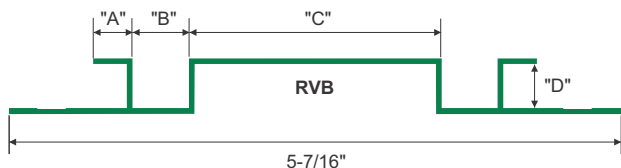



**SPECIAL ORDER ITEM**

Minimum order quantities apply

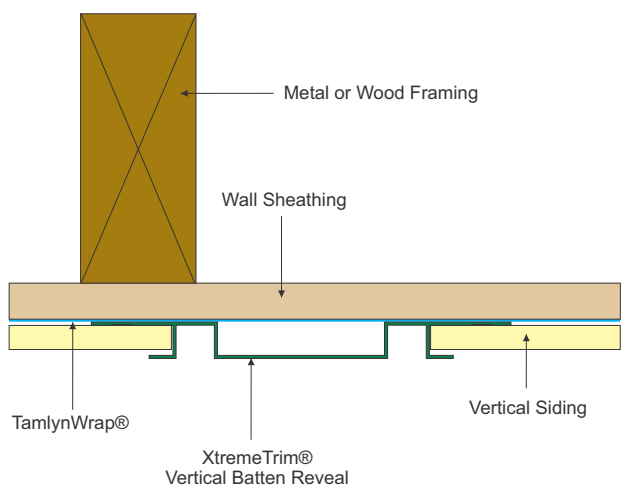


# Vertical Board Reveal



ITEM ID	"A"	"B"	"C"	"D"	SIDING SIZE
RVB516	3/8"	1/2"	2-1/4"	3/8"	5/16"
RVBG516	3/8"	1/2"	2-1/4"	3/8"	5/16"

All parts are 10' Length unless otherwise indicated



## SPECIAL ORDER ITEM

Minimum order quantities apply

### DESIGN FEATURES

Design creates a broad vertical accent between siding panels while not protruding beyond the plane of the facade.

### MATERIAL

6063-T5 .050"  $\pm$  .005 extruded aluminum alloy with proprietary coating that protects against harsh weather conditions and allows for paint adhesion.

### FINISH

Unless specified all XtremeTrim® items are provided in primed finish. Also available in popular siding/soffit colors in standard face only color match or full coverage CoastalColorCoating™. Clear Anodized is stocked and custom anodized is available (minimums apply).

### NOTE

Use of the XtremeTrim® Vertical Board Reveal at horizontal joints is not recommended.

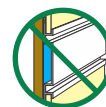
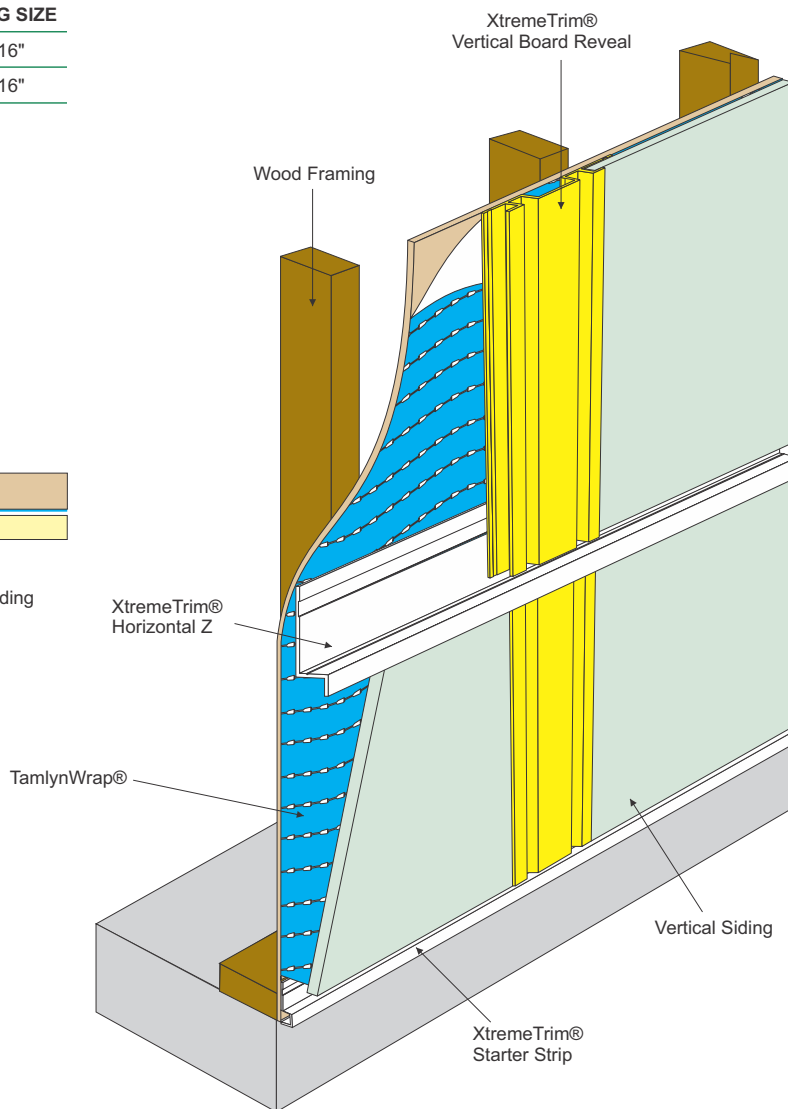
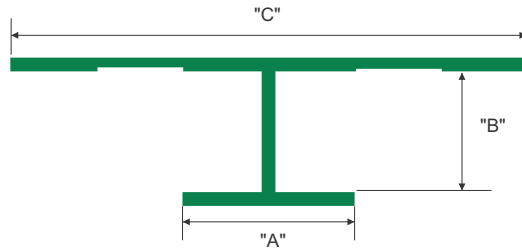
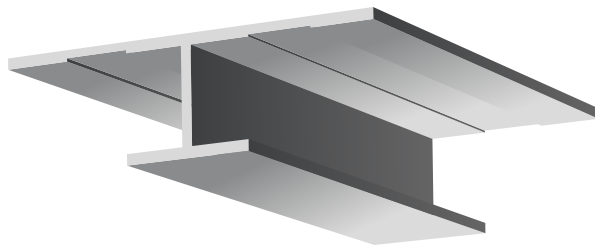


Illustration not to scale



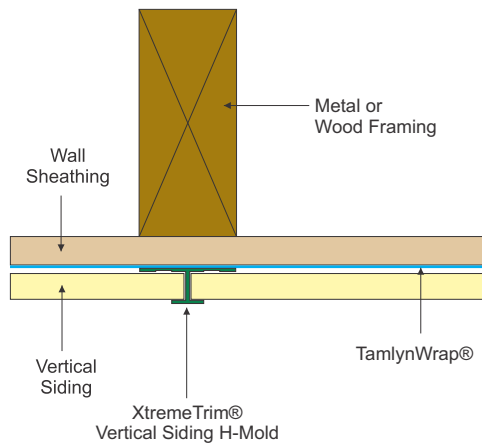


# Vertical Siding H-Mold



ITEM ID	"A"	"B"	"C"	SIDING SIZE
SHM5168*	1/2"	3/8"	1-1/2"	5/16"
SHM51610	1/2"	3/8"	1-1/2"	5/16"
SHM71610	3/4"	15/32"	2"	7/16"
SHM588*	3/4"	5/8"	2-1/4"	5/8"
SHM5810	3/4"	5/8"	2-1/4"	5/8"
SHM3410	3/4"	3/4"	1-3/4"	3/4", 5/16" Lap
SHM110	1"	1"	2-1/2"	1"

All parts are 10' Length unless otherwise indicated - \*8' Length



## DESIGN FEATURES

Designed to cover vertical joints in siding. Longer lasting and more effective than contractor grade caulk. Provides a smooth seam at joints.

## MATERIAL

6063-T5 .050" ± .005 extruded aluminum alloy with proprietary coating that protects against harsh weather conditions and allows for paint adhesion.

## FINISH

Unless specified all XtremeTrim® items are provided in primed finish. Also available in popular siding/soffit colors in standard face only color match or full coverage CoastalColorCoating™. Clear Anodized is stocked and custom anodized is available (minimums apply).

## NOTE

Use of the XtremeTrim® Vertical Siding H-Mold at horizontal joints is not recommended.

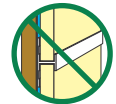
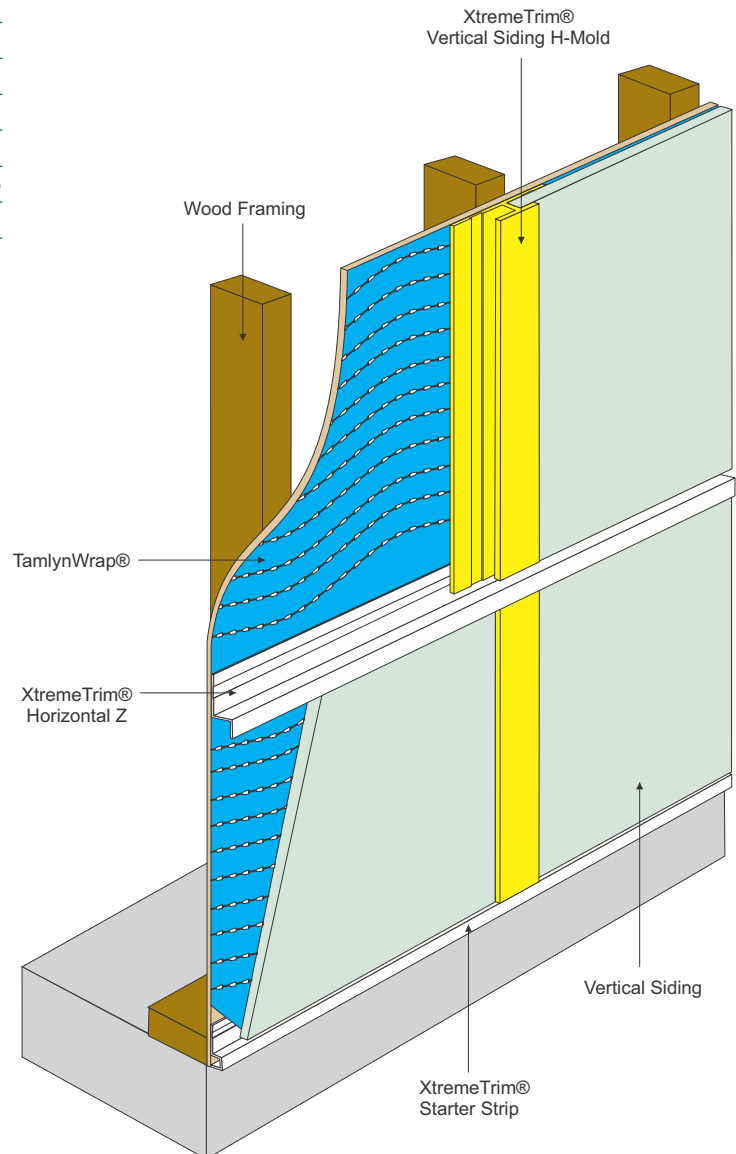
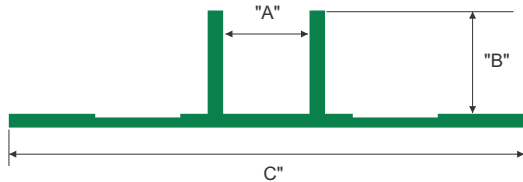



Illustration not to scale



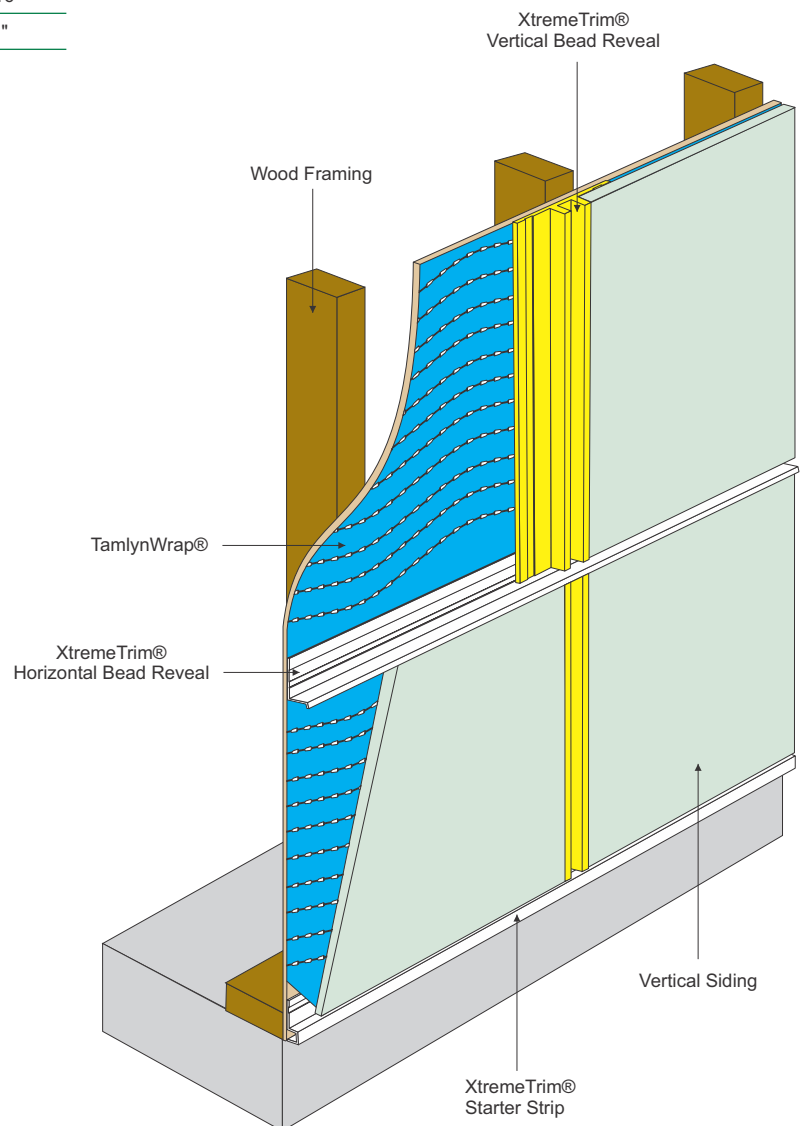
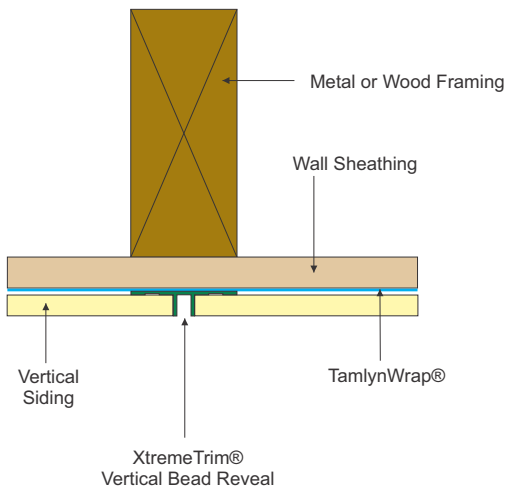


# Vertical Bead Reveal



ITEM ID	"A"	"B"	"C"	SIDING SIZE
BRV14516	1/4"	5/16"	1-1/2"	5/16"
BRV12516	1/2"	5/16"	1-1/2"	5/16"
BRV121	1/2"	1"	2-1/2"	1"

All parts are 10' Length unless otherwise indicated



## DESIGN FEATURES

XtremeTrim® Vertical Bead Reveal serves as an aesthetic expansion joint between panels. Works with all panel profiles/finishes. A better, more appealing and secure solution to the "open wall" vertical joint look popular in many areas.

## MATERIAL

6063-T5 .040"  $\pm$  .005 extruded aluminum alloy with proprietary coating that protects against harsh weather conditions and allows for paint adhesion.

## FINISH

Unless specified all XtremeTrim® items are provided in primed finish. Also available in popular siding/soffit colors in standard face only color match or full coverage CoastalColorCoating™. Clear Anodized is stocked and custom anodized is available (minimums apply).

## NOTE

Use of the XtremeTrim® Vertical Bead Reveal at horizontal joints is not recommended.

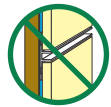
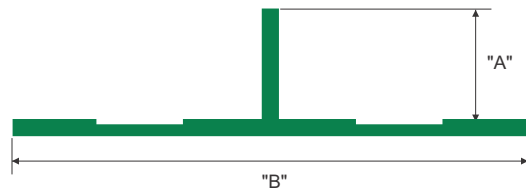



Illustration not to scale

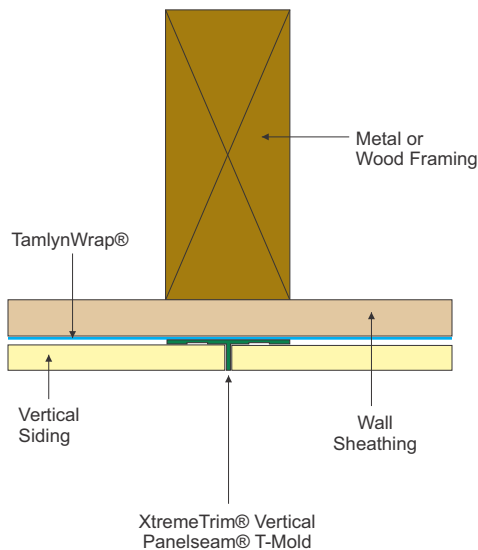


# Vertical Panelseam® T-Mold



ITEM ID	"A"	"B"	SIDING SIZE
TM158*	5/16"	1-1/2"	5/16"
TM1510	5/16"	1-1/2"	5/16"

All parts are 10' Length unless otherwise indicated - \*8' Length



## DESIGN FEATURES

XtremeTrim® Vertical Panelseam® T-Mold serves as a minimal expansion joint between panels. Works with all 5/16" panel profiles/ finishes. Not recommended for use with thicker panels.

## MATERIAL

6063-T5 .050" ± .005 extruded aluminum alloy with proprietary coating that protects against harsh weather conditions and allows for paint adhesion.

## FINISH

Unless specified all XtremeTrim® items are provided in primed finish. Also available in popular siding/soffit colors in standard face only color match or full coverage CoastalColorCoating™. Clear Anodized is stocked and custom anodized is available (minimums apply).

## NOTE

Use of the XtremeTrim® Panelseam® T-Mold at horizontal joints is not recommended.

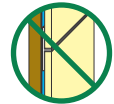
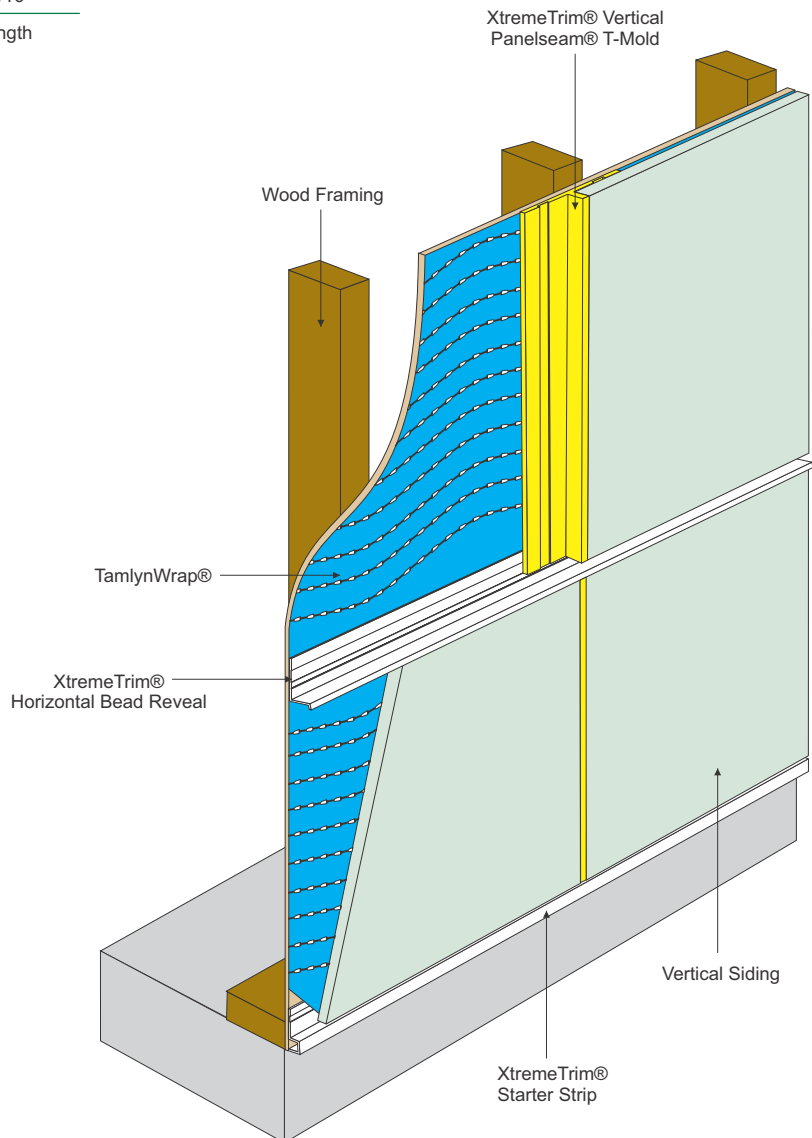
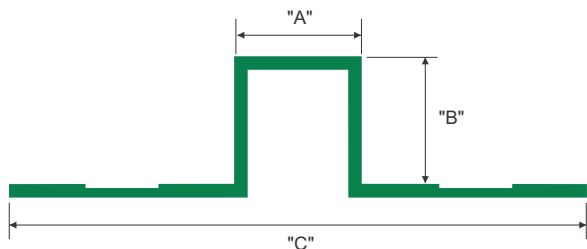



Illustration not to scale



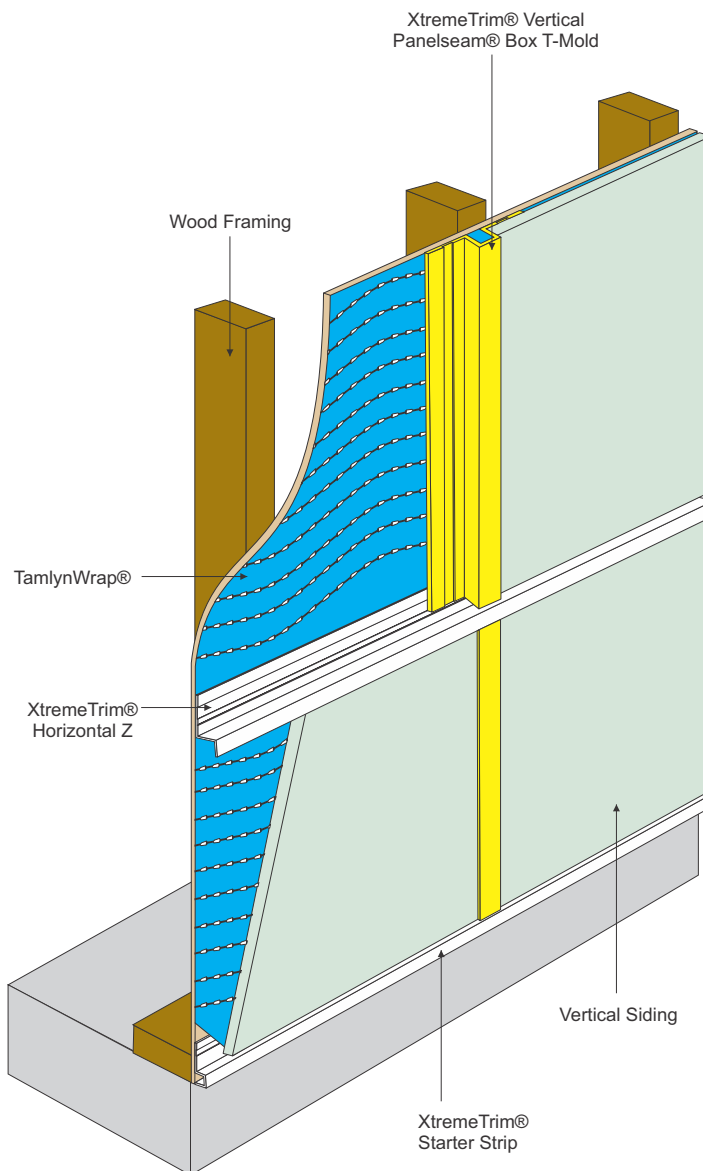
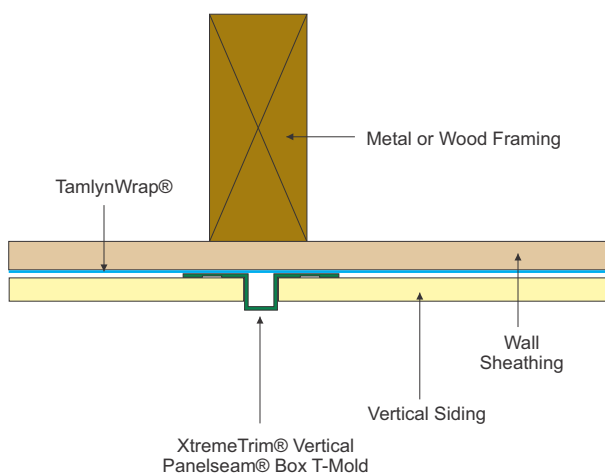


# Vertical Panelseam® Box T-Mold



ITEM ID	"A"	"B"	"C"	SIDING SIZE
TM28B	7/16"	7/16"	2"	5/16"

All parts are 8' Length unless otherwise indicated



## DESIGN FEATURES

XtremeTrim® Vertical Panelseam® Box T-Mold serves as a broad, distinct expansion joint between panels. Works with all panel profiles/ finishes up to 7/16" thick.

## MATERIAL

6063-T5 .045"  $\pm$  .005 extruded aluminum alloy with proprietary coating that protects against harsh weather conditions and allows for paint adhesion.

## FINISH

Unless specified all XtremeTrim® items are provided in primed finish. Also available in popular siding/soffit colors in standard face only color match or full coverage CoastalColorCoating™. Clear Anodized is stocked and custom anodized is available (minimums apply).

## NOTE

Use of the XtremeTrim® Panelseam® Box T-Mold at horizontal joints is not recommended.

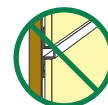
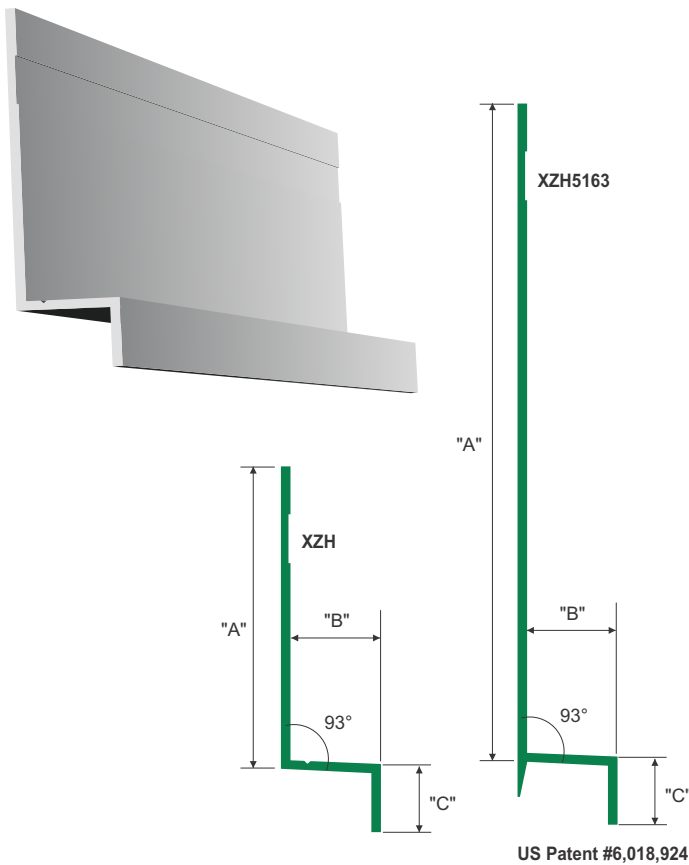


Illustration not to scale





## DESIGN FEATURES

**XZH** - Provides clean and consistent horizontal transition between panels. Designed to work in conjunction with XtremeTrim® Vertical Reveal and Siding H-Mold.

**XZH5163** - Design affords greater reveal flexibility up to 2-1/2" while working in conjunction with XtremeTrim® Vertical Reveal and Siding H-Mold. Patented retention leg on back prevents flexing with expansion.

**XZS516W** - True size designed as an independent profiles.

## MATERIAL

6063-T5 .050" ± .005 extruded aluminum alloy with proprietary coating that protects against harsh weather conditions and allows for paint adhesion.

## FINISH

Unless specified all XtremeTrim® items are provided in primed finish. Also available in popular siding/soffit colors in standard face only color match or full coverage CoastalColorCoating™. Clear Anodized and custom anodized are available (minimums apply).

## NOTE

Do not install XtremeTrim® Horizontal Z on horizontal applications where the exterior flange can catch water.

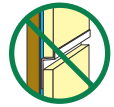
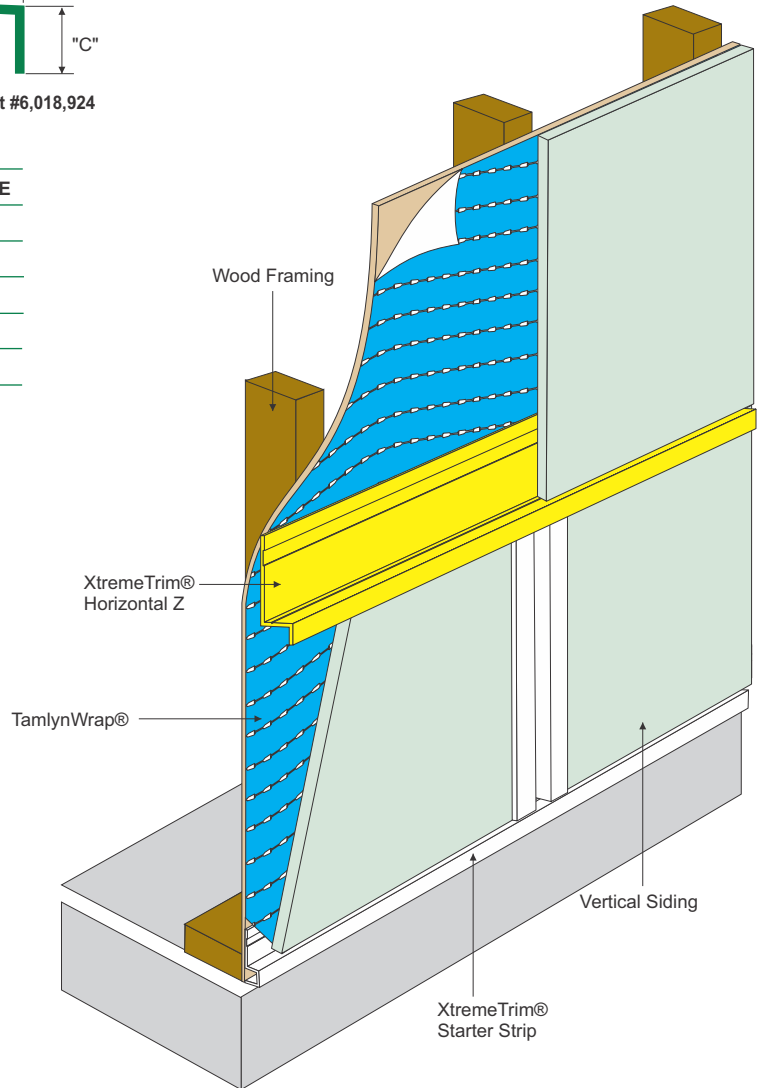
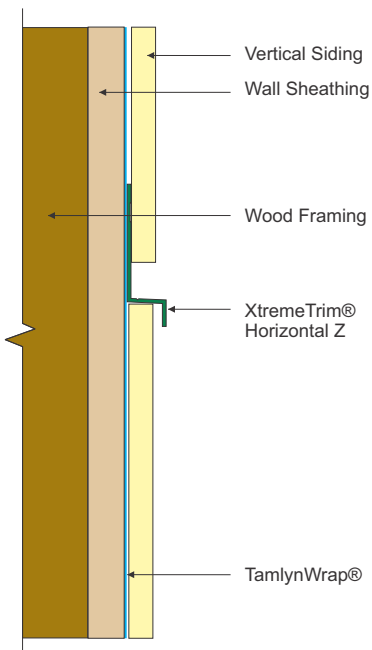


Illustration not to scale

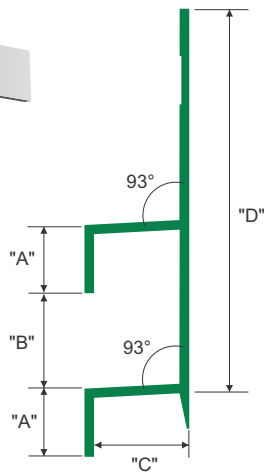

ITEM ID	"A"	"B"	"C"	SIDING SIZE
XZH516	1-1/2"	15/32"	3/8"	5/16"
XZH5163	3-1/2"	15/32"	3/8"	5/16"
XZH716	1-1/2"	5/8"	3/8"	7/16"
XZH58	1-1/2"	3/4"	1/2"	5/8"
XZS516W	1-1/2"	11/32"	3/8"	5/16"

All parts are 10' Length unless otherwise indicated





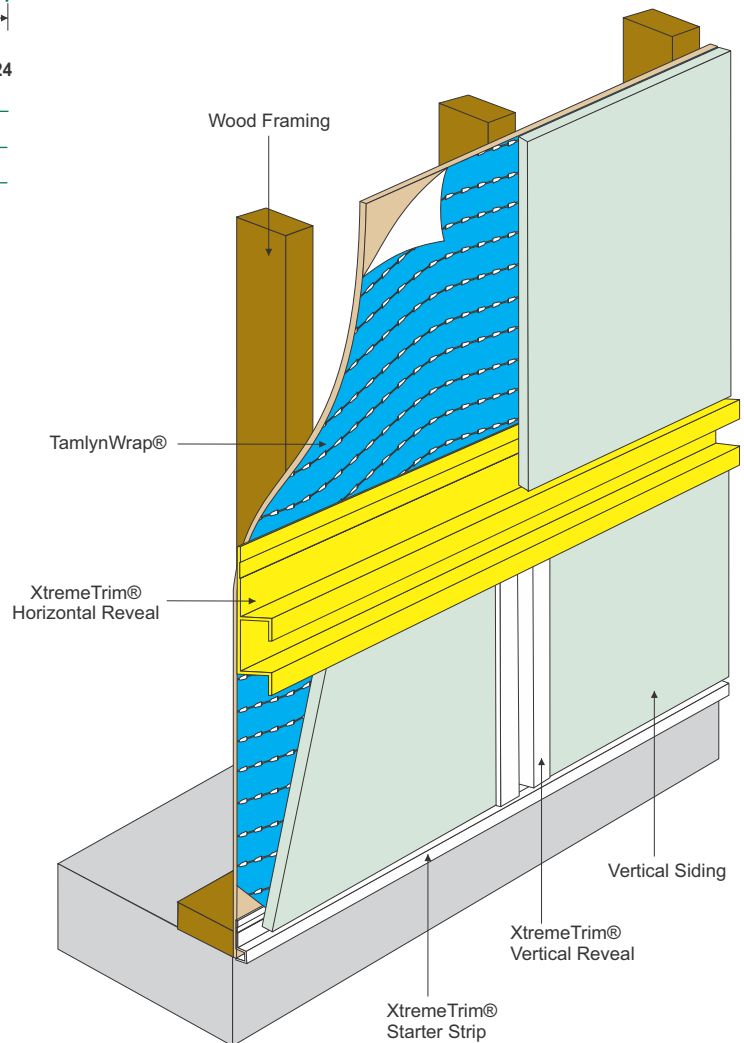
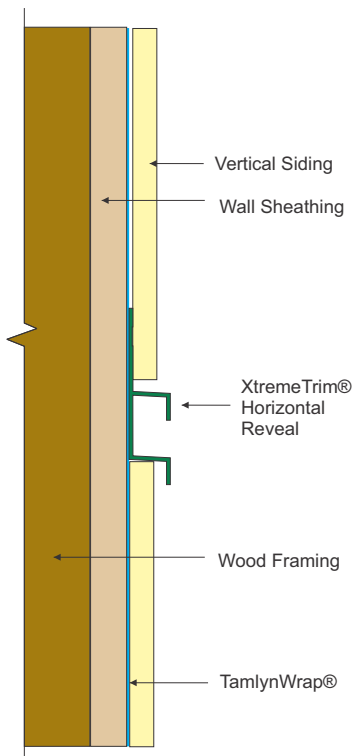
# Horizontal Reveal



US Patent #6,018,924

ITEM ID	"A"	"B"	"C"	"D"	SIDING SIZE
RH516	3/8"	1/2"	15/32"	2"	5/16"

All parts are 10' Length unless otherwise indicated



## DESIGN FEATURES

Profile gives a horizontal reveal consistent with and complimentary to the Vertical Reveal. Patented retention leg on back prevents flexing with expansion.

## MATERIAL

6063-T5 .050"  $\pm$  .005 extruded aluminum alloy with proprietary coating that protects against harsh weather conditions and allows for paint adhesion.

## FINISH

Unless specified all XtremeTrim® items are provided in primed finish. Also available in popular siding/soffit colors in standard face only color match or full coverage CoastalColorCoating™. Clear Anodized and custom anodized are available (minimums apply).

## NOTE

Do not install XtremeTrim® Double Horizontal Reveal on horizontal applications where the exterior flange can catch water.

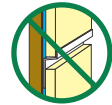
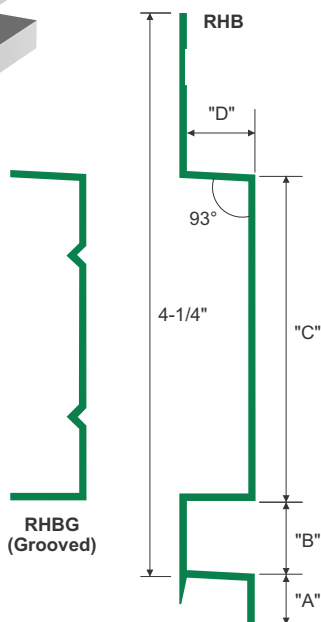



Illustration not to scale



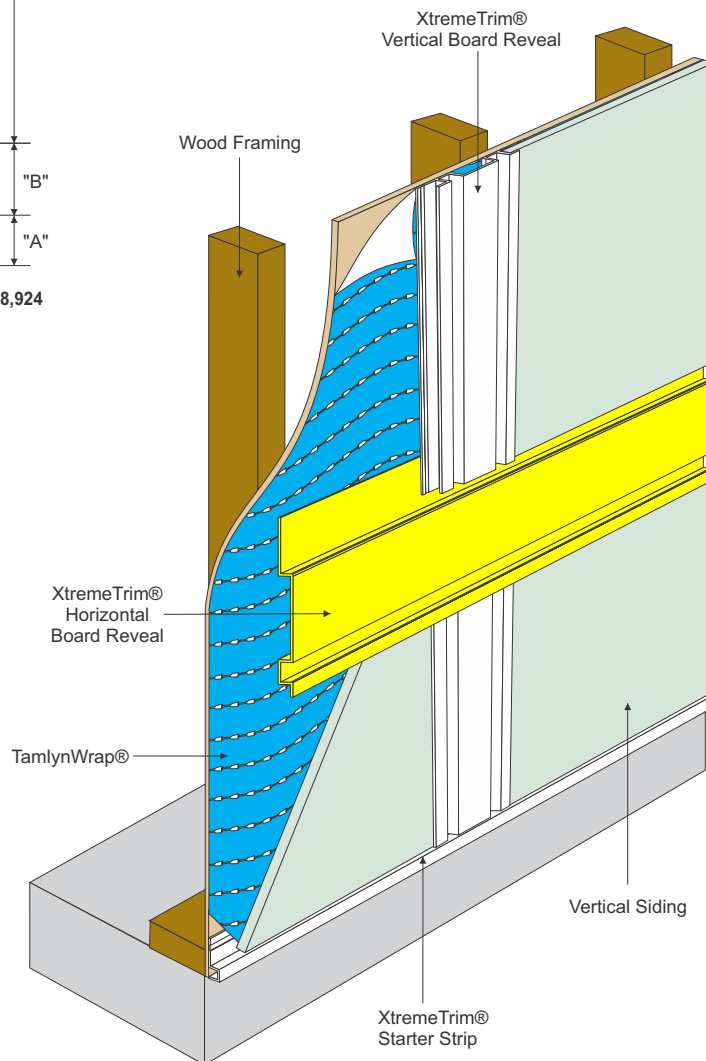
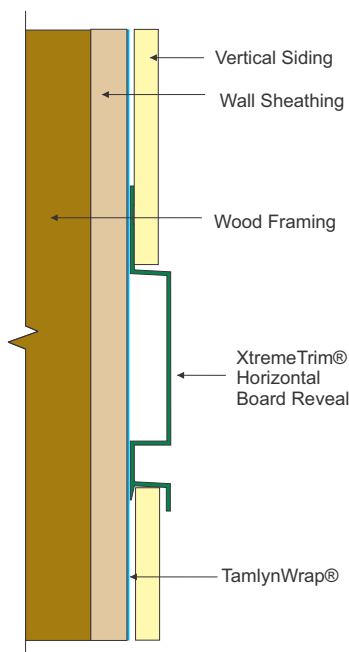
# Horizontal Board Reveal



US Patent #6,018,924

ITEM ID	"A"	"B"	"C"	"D"	SIDING SIZE
RHB516	3/8"	1/2"	2-1/4"	15/32"	5/16"
RHBG516	3/8"	1/2"	2-1/4"	15/32"	5/16"

All parts are 10' Length unless otherwise indicated



## DESIGN FEATURES

Design creates a broad horizontal accent within the plane of the wall without protruding beyond. Patented retention leg on back prevents flexing with expansion.

## MATERIAL

6063-T5 .050"  $\pm$  .005, extruded aluminum alloy with proprietary coating that protects against harsh weather conditions and allows for paint adhesion.

## FINISH

Unless specified all XtremeTrim® items are provided in primed finish. Also available in popular siding/soffit colors in standard face only color match or full coverage CoastalColorCoating™. Clear Anodized is stocked and custom anodized is available (minimums apply).

## NOTE

Do not install XtremeTrim® Horizontal Reveal on horizontal applications where the exterior flange can catch water.



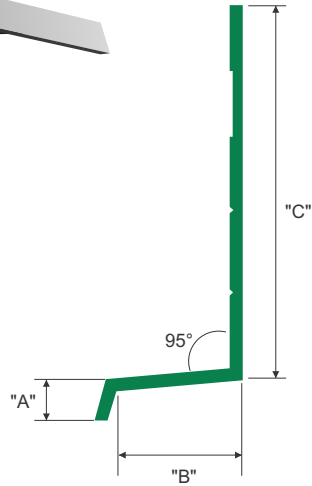

Illustration not to scale

**SPECIAL ORDER ITEM**

Minimum order quantities apply

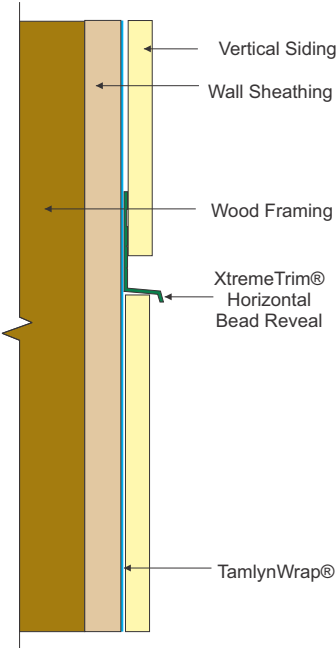


# Horizontal Bead Reveal



ITEM ID	"A"	"B"	"C"	SIDING SIZE
BRH516	1/8"	3/8"	1-1/8"	5/16"
BRH716	1/8"	1/2"	1-1/8"	7/16"

All parts are 10' Length unless otherwise indicated



### DESIGN FEATURES

Designed to work as part of a system with Vertical Bead Reveal. XtremeTrim® Horizontal Bead Reveal provides a minimal exposure while providing protection for the top edge of the lower panel.

### MATERIAL

6063-T5 .040" ± .005 extruded aluminum alloy with proprietary coating that protects against harsh weather conditions and allows for paint adhesion.

### FINISH

Unless specified all XtremeTrim® items are provided in primed finish. Also available in popular siding/soffit colors in standard face only color match or full coverage CoastalColorCoating™. Clear Anodized is stocked and custom anodized is available (minimums apply).

### NOTE

Do not install Horizontal Bead Reveal on Horizontal applications where the exterior flange can catch water.

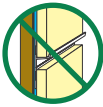
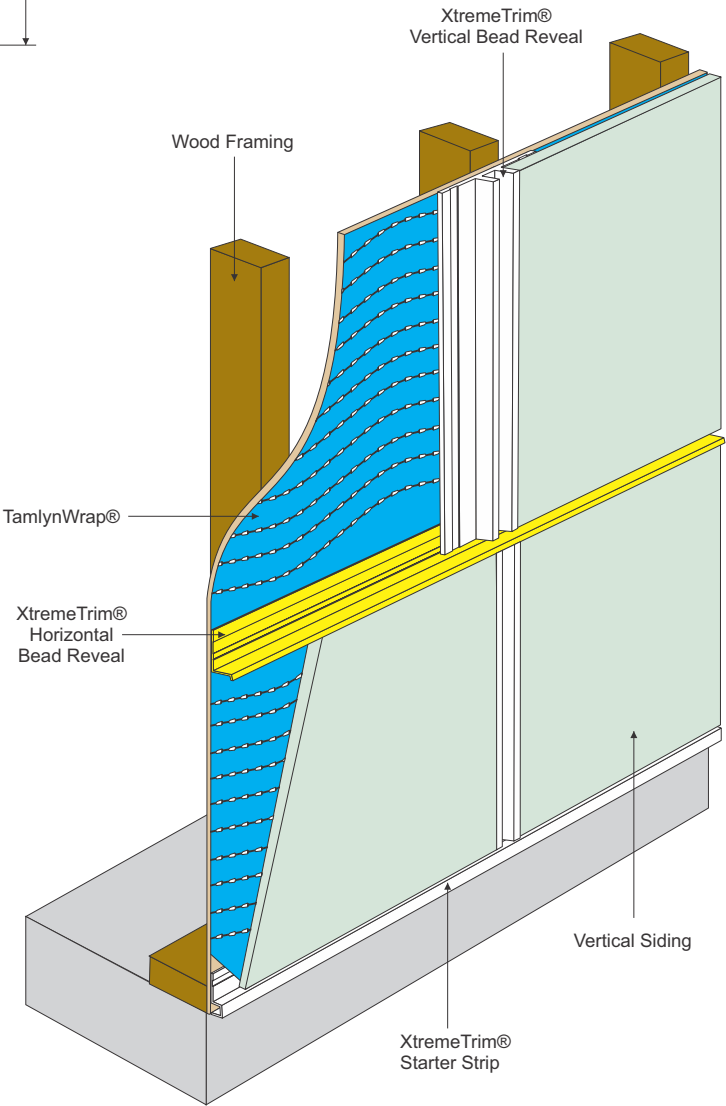
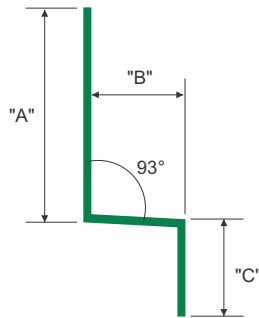



Illustration not to scale





# Basic Horizontal Z



## DESIGN FEATURES

Provides clean and consistent horizontal transition between panels. True size designed as an independent profiles for use as required in some designs.

## MATERIAL

6063-T5 .035" ± .005 extruded aluminum alloy with proprietary coating that protects against harsh weather conditions and allows for paint adhesion.

## FINISH

Unless specified all XtremeTrim® items are provided in primed finish. Also available in popular siding/soffit colors in standard face only color match or full coverage CoastalColorCoating™. Clear Anodized and custom anodized are available (minimums apply).

## NOTE

Do not install XtremeTrim® Horizontal Z on horizontal applications where the exterior flange can catch water.

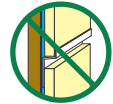
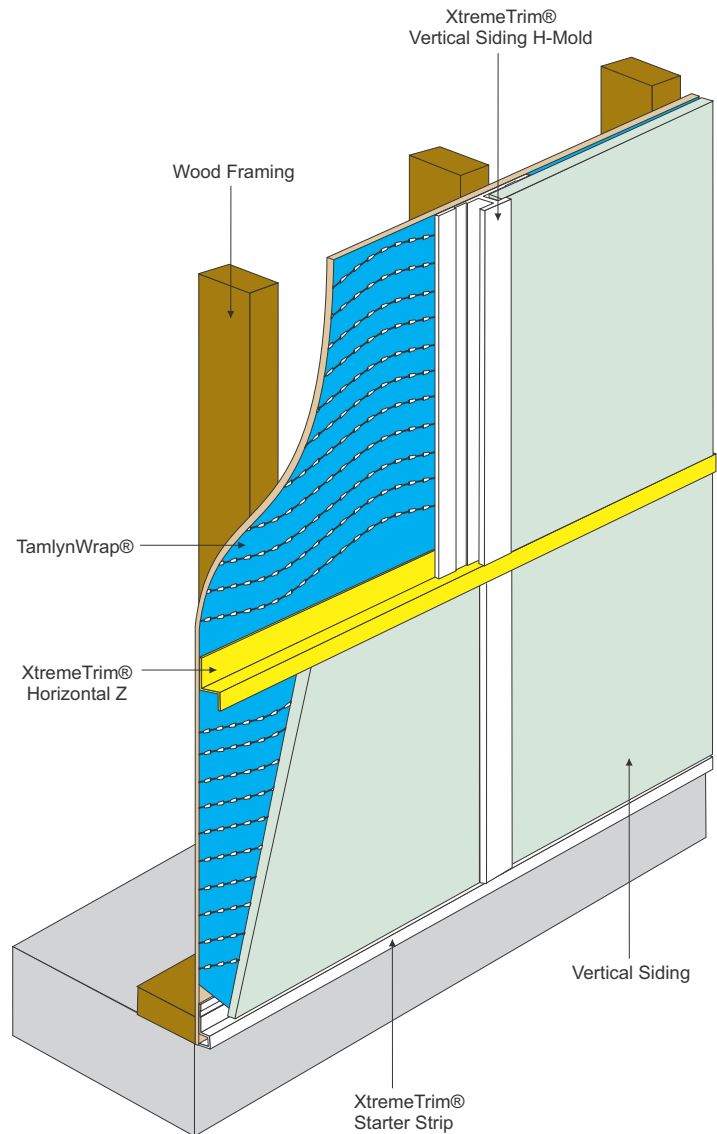
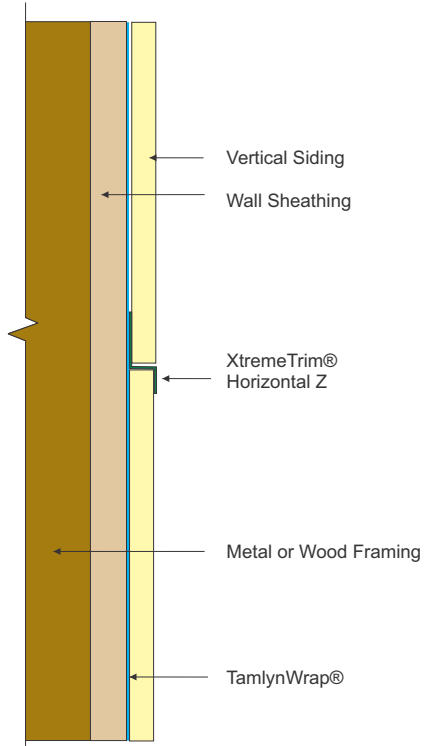


Illustration not to scale

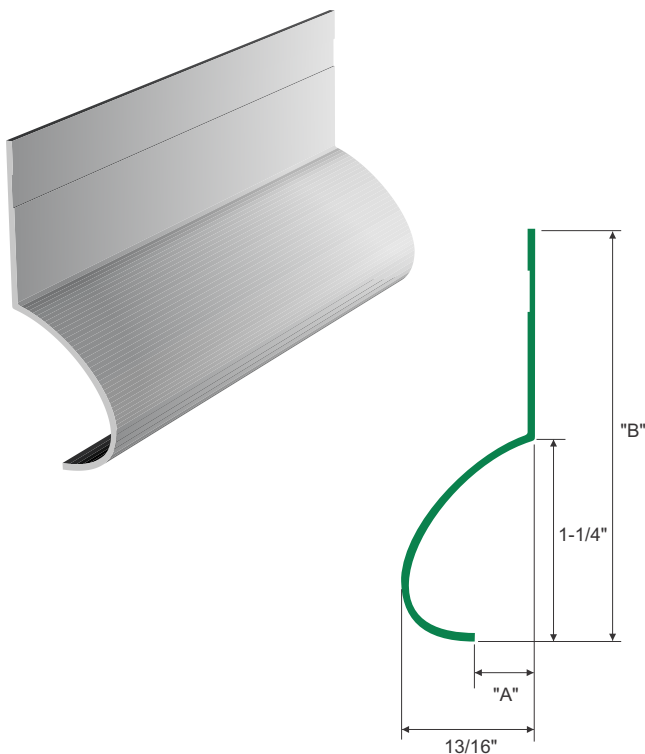
ITEM ID	"A"	"B"	"C"	SIDING SIZE
XZS5168	3/4"	11/32"	3/8"	5/16"
XZS7168	1"	7/16"	3/8"	7/16"
XZS588	1"	5/8"	3/8"	5/8"

All parts are 8' Length unless otherwise indicated



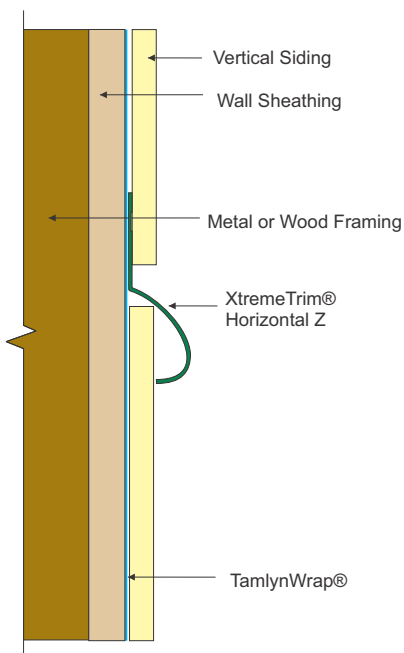


# Horizontal Bow Arch Z



ITEM ID	"A"	"B"	SIDING SIZE
CQZ	3/8"	2-1/2"	5/16"

All parts are 10' Length unless otherwise indicated



## SPECIAL ORDER ITEM

Minimum order quantities apply

## DESIGN FEATURES

Unique design gives a dramatic curved horizontal accent that is uniquely modern, but recalls traditional wood profiles.

## MATERIAL

6063-T5 .045" ± .005 extruded aluminum alloy with proprietary coating that protects against harsh weather conditions and allows for paint adhesion.

## FINISH

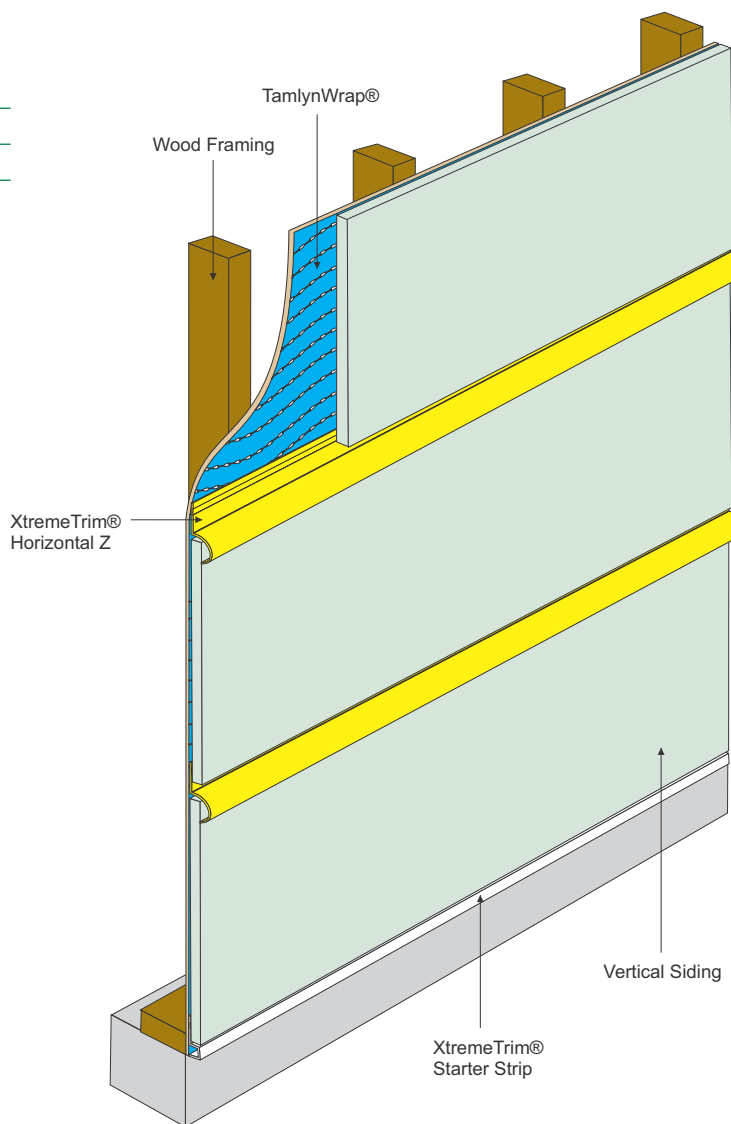
Unless specified all XtremeTrim® items are provided in primed finish. Also available in popular siding/soffit colors in standard face only color match or full coverage CoastalColorCoating™. Clear Anodized is stocked and custom anodized is available (minimums apply).

## NOTE

Do not install XtremeTrim® Horizontal Z on horizontal applications where the exterior flange can catch water.

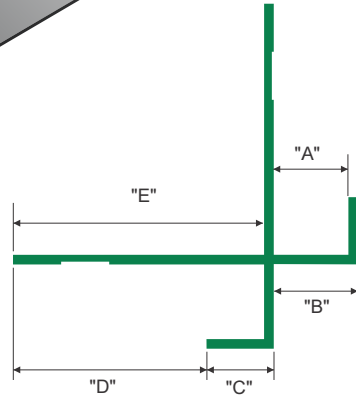



Illustration not to scale



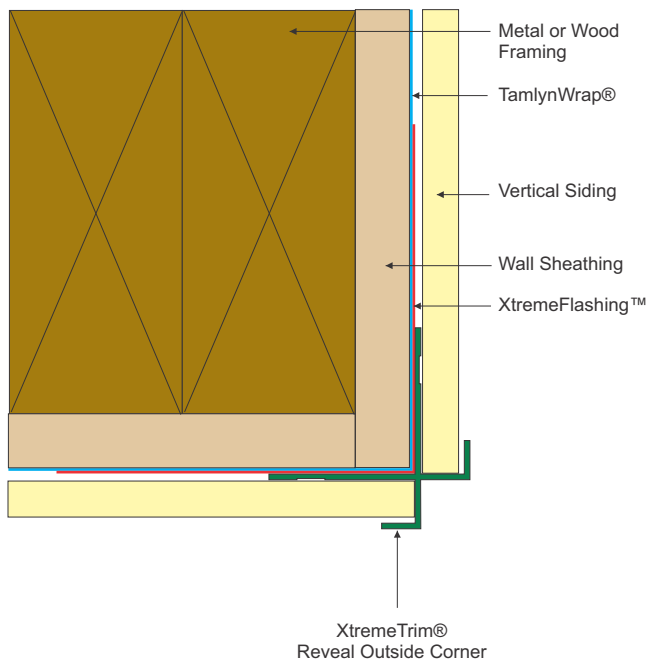


# Reveal Open Outside Corner



ITEM ID	"A"	"B"	"C"	"D"	"E"	SIDING SIZE
XOCR516	3/8"	7/16"	3/8"	1"	1-5/16"	5/16"
XOCR716	15/32"	19/32"	3/8"	1-3/16"	1-1/2"	7/16"
XOCR58	5/8"	11/16"	1/2"	1-3/16"	1-5/8"	5/8"
XOCR34	3/4"	27/32"	5/8"	3/4"	1-5/16"	3/4", 5/16" Lap
XOCR1	1"	1-1/8"	3/8"	1"	1-3/8"	1"
XOCR15	1-1/2"	1-9/16"	3/8"	1"	1-5/16"	1-1/2"

All parts are 10' Length unless otherwise indicated



## DESIGN FEATURES

Provides a clean minimal set away open outside corner in an inset style which compliments the Vertical Reveal System.

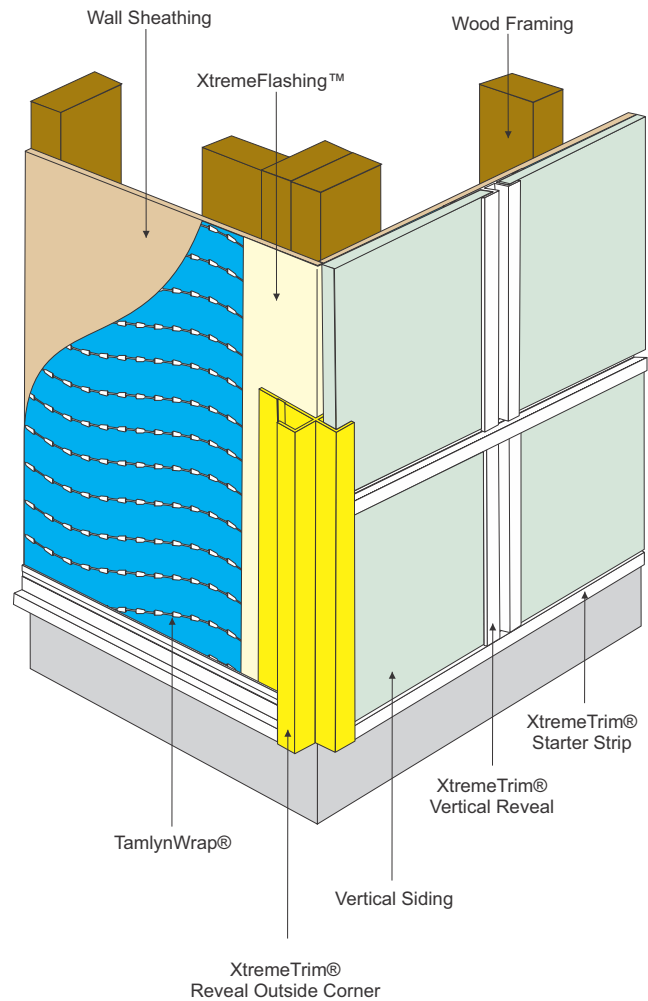
## MATERIAL

6063-T5 .050" ± .005 extruded aluminum alloy with proprietary coating that protects against harsh weather conditions and allows for paint adhesion.

## FINISH

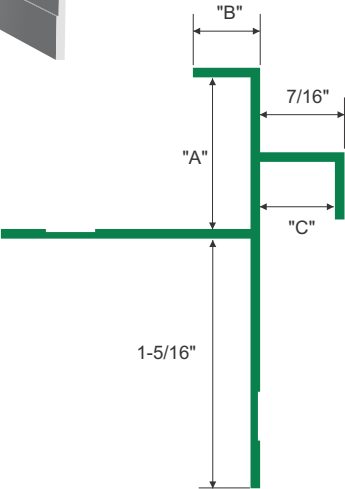
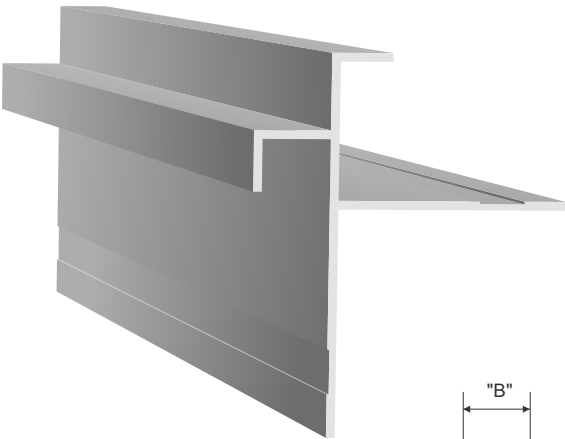
Unless specified all XtremeTrim® items are provided in primed finish. Also available in popular siding/soffit colors in standard face only color match or full coverage CoastalColorCoating™. Clear Anodized and custom anodized are available (minimums apply).

Illustration not to scale



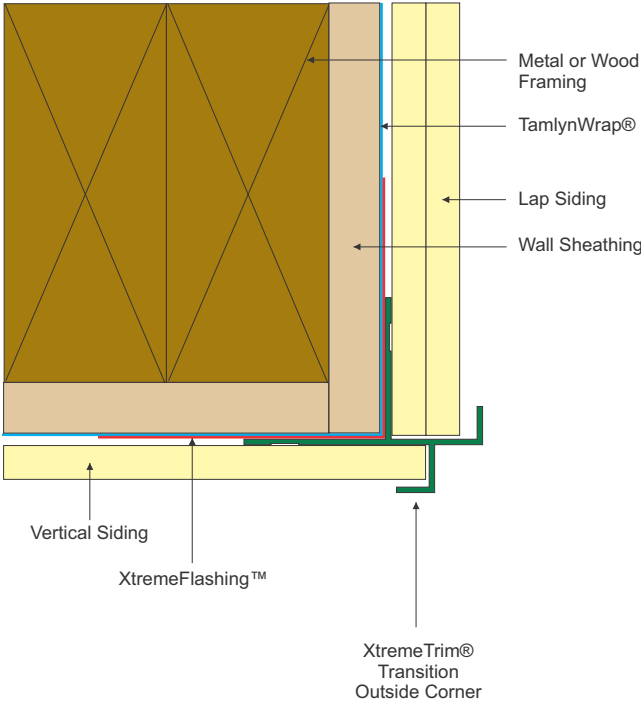


# Reveal Open Outside Corner - Transition



ITEM ID	"A"	"B"	"C"	SIDING SIZE
XOCR51634	3/4"	3/8"	3/8"	5/16" to 3/4", 5/16" Lap
XOCR51615	1-1/2"	3/4"	3/8"	5/16" to 1-1/2"

All parts are 10' Length unless otherwise indicated



### DESIGN FEATURES

Provides a smooth transition from vertical siding panels to lap siding.

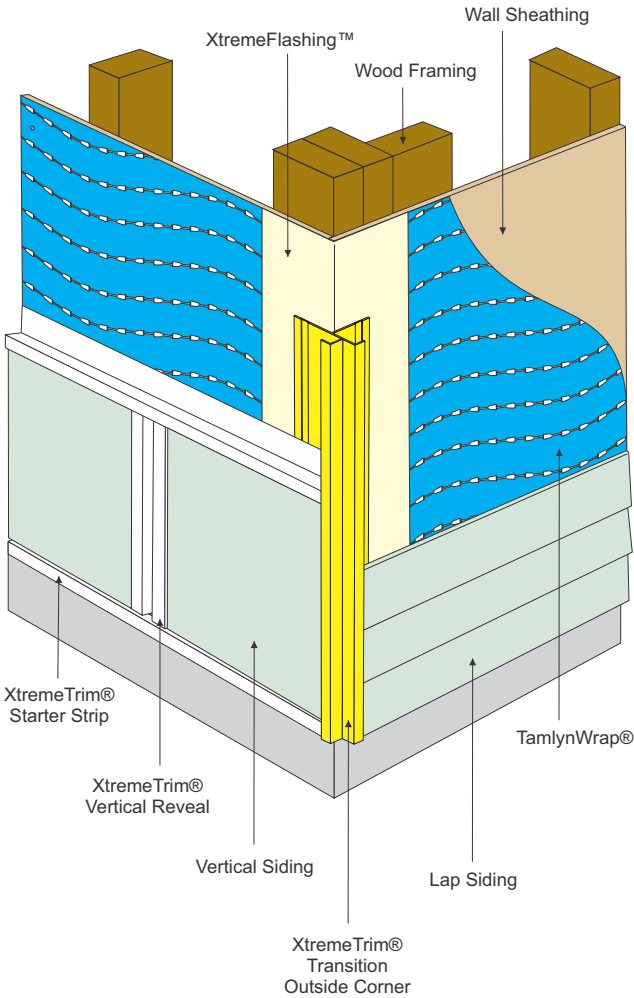
### MATERIAL

6063-T5 .050" ± .005 extruded aluminum alloy with proprietary coating that protects against harsh weather conditions and allows for paint adhesion.

### FINISH

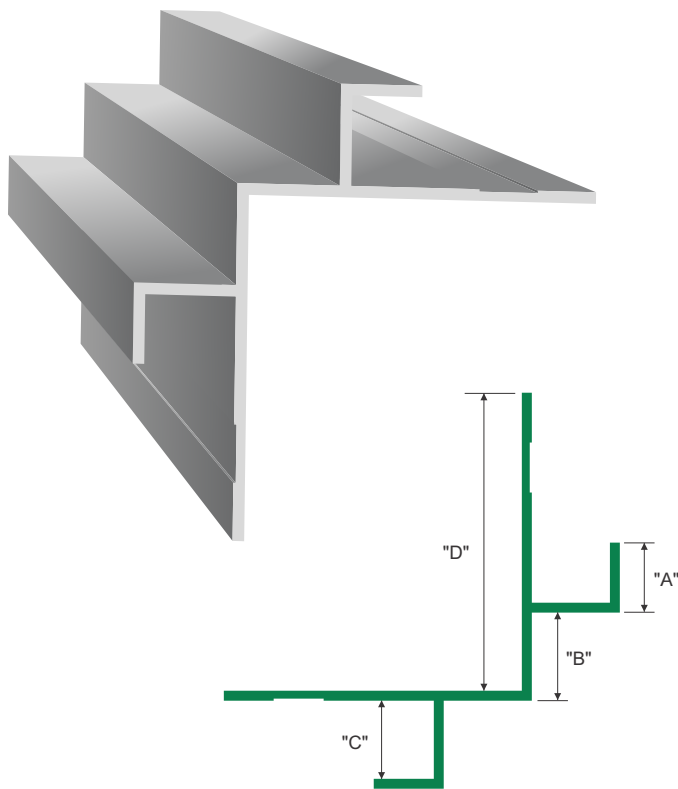
Unless specified all XtremeTrim® items are provided in primed finish. Also available in popular siding/soffit colors in standard face only color match or full coverage CoastalColorCoating™. Clear Anodized is stocked and custom anodized is available (minimums apply).

Illustration not to scale



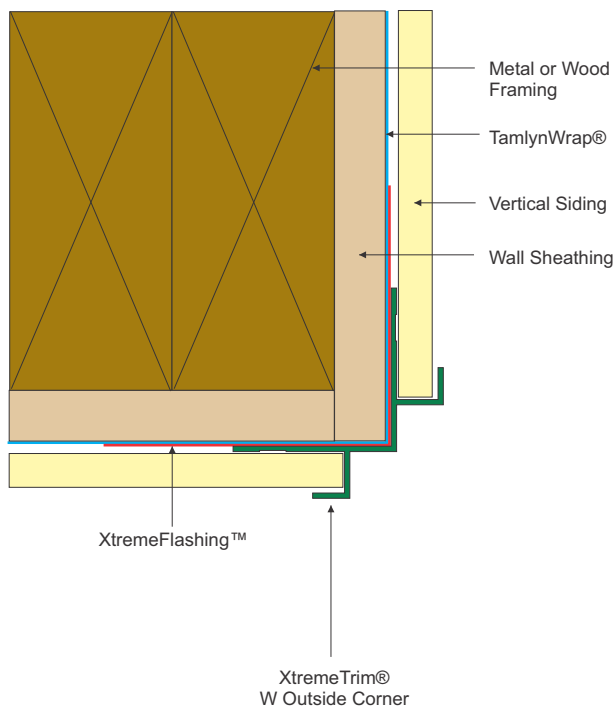


# Reveal W Outside Corner



ITEM ID	"A"	"B"	"C"	"D"	SIDING SIZE
XOCW516	3/8"	7/16"	3/8"	1-1/2"	5/16"
XOCW34	3/4"	13/16"	3/4"	1-7/8"	3/4", 5/16" Lap

All parts are 10' Length unless otherwise indicated



## DESIGN FEATURES

Stylistically similar to the Open Outside Corner, but offering a bolder, wider, more visible outside corner profile effect.

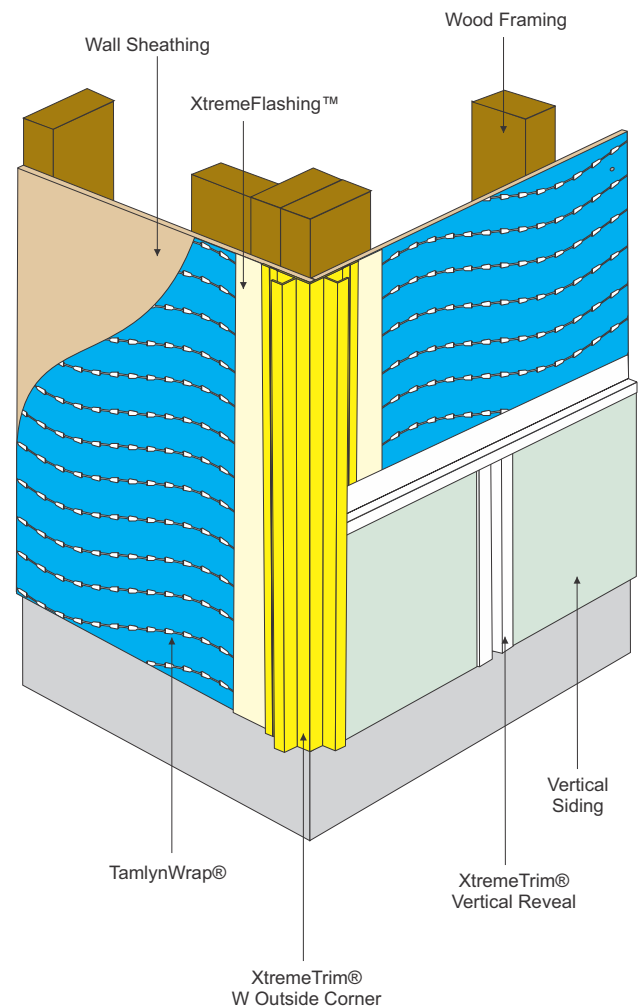
## MATERIAL

6063-T5 .050" ± .005 extruded aluminum alloy with proprietary coating that protects against harsh weather conditions and allows for paint adhesion.

## FINISH

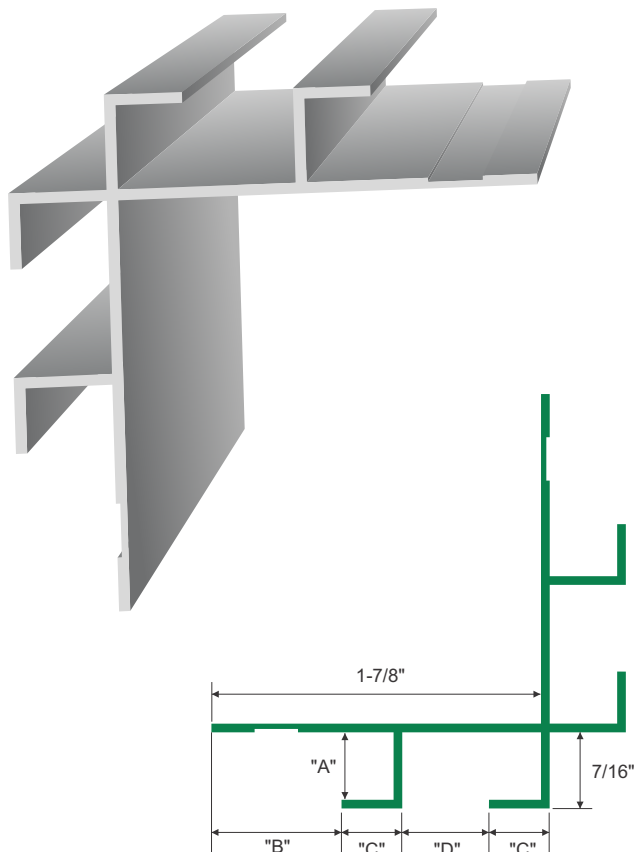
Unless specified all XtremeTrim® items are provided in primed finish. Also available in popular siding/soffit colors in standard face only color match or full coverage CoastalColorCoating™. Clear Anodized is stocked and custom anodized is available (minimums apply).

Illustration not to scale



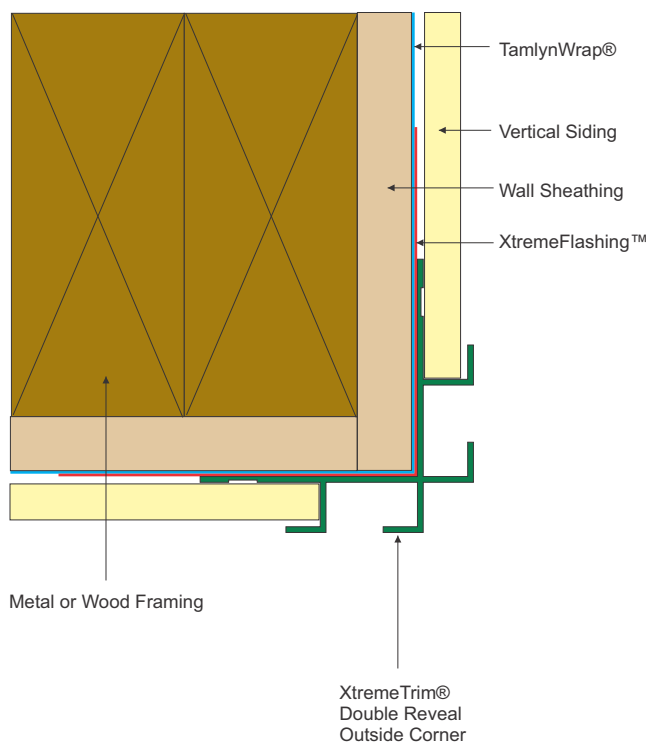


# Double Reveal Outside Corner



ITEM ID	"A"	"B"	"C"	"D"	SIDING SIZE
XOCDR516	3/8"	3/4"	3/8"	1/2"	5/16"

All parts are 10' Length unless otherwise indicated



## DESIGN FEATURES

An outside corner that compliments the Vertical Reveal System while also creating a second reveal.

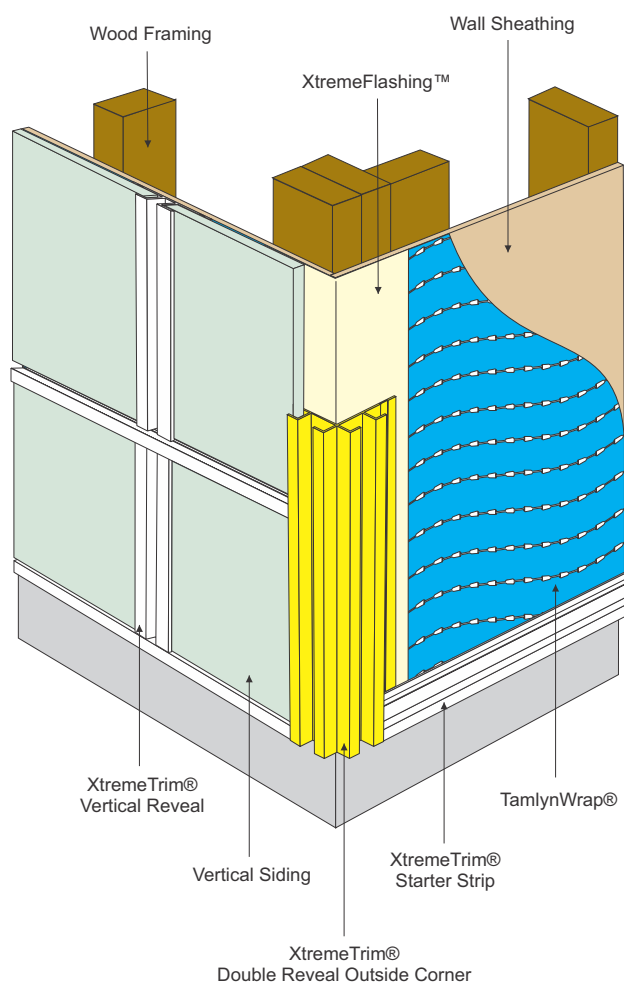
## MATERIAL

6063-T5 .050" ± .005 extruded aluminum alloy with proprietary coating that protects against harsh weather conditions and allows for paint adhesion.

## FINISH

Unless specified all XtremeTrim® items are provided in primed finish. Also available in popular siding/soffit colors in standard face only color match or full coverage CoastalColorCoating™. Clear Anodized is stocked and custom anodized is available (minimums apply).

Illustration not to scale

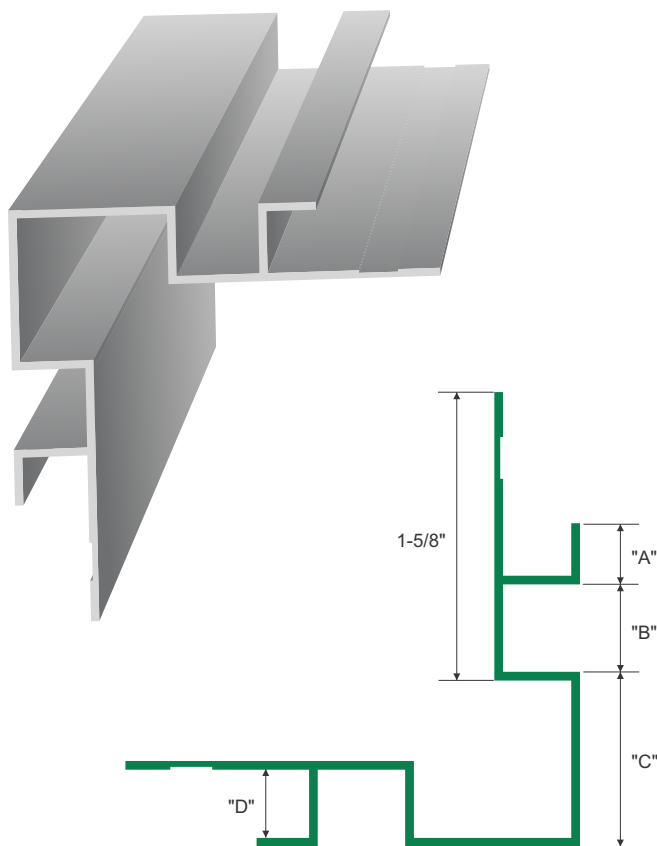


**SPECIAL ORDER ITEM**

Minimum order quantities apply

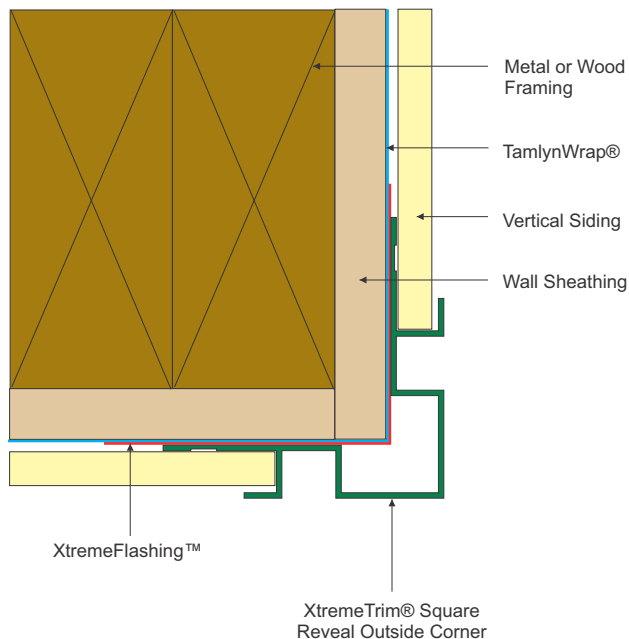


# Square Reveal Outside Corner



ITEM ID	"A"	"B"	"C"	"D"	SIDING SIZE
XOCSR516	3/8"	1/2"	1"	3/8"	5/16"

All parts are 10' Length unless otherwise indicated



## DESIGN FEATURES

A unique outside corner that provide a solid squared corner with a reveal making it a good compliment to either the reveal or flat system.

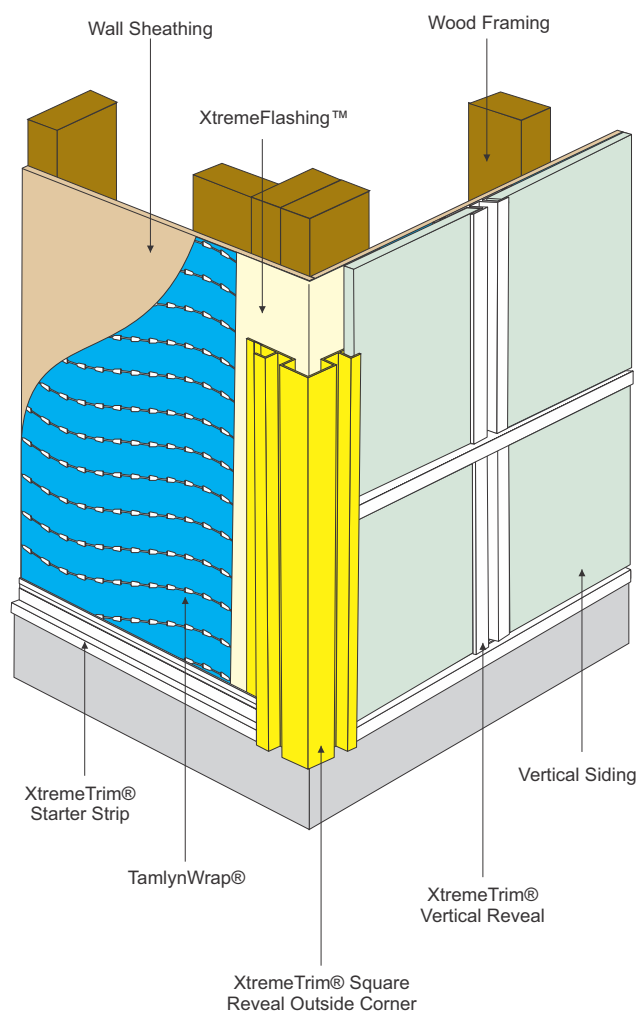
## MATERIAL

6063-T5 .050"  $\pm$  .005 extruded aluminum alloy with proprietary coating that protects against harsh weather conditions and allows for paint adhesion.

## FINISH

Unless specified all XtremeTrim® items are provided in primed finish. Also available in popular siding/soffit colors in standard face only color match or full coverage CoastalColorCoating™. Clear Anodized is stocked and custom anodized is available (minimums apply).

Illustration not to scale

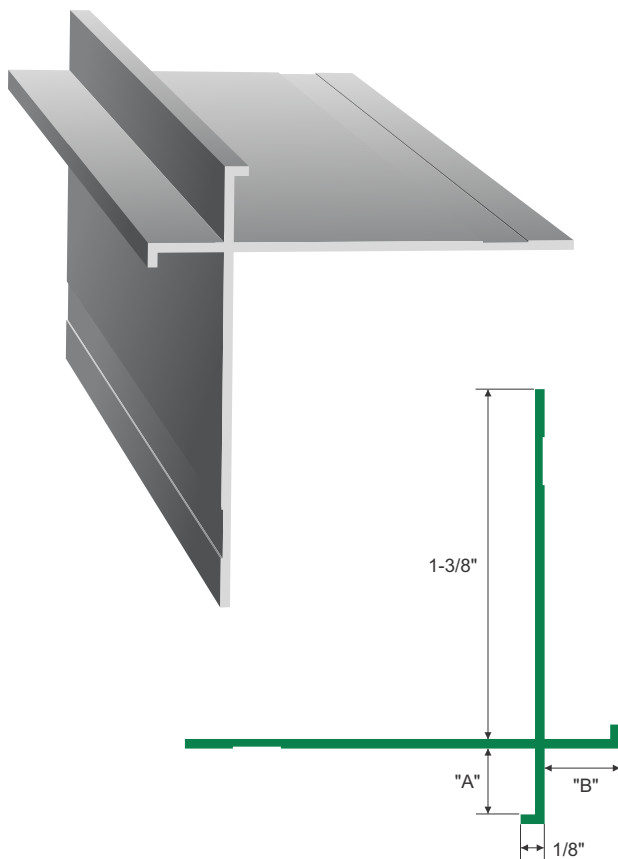


## SPECIAL ORDER ITEM

Minimum order quantities apply

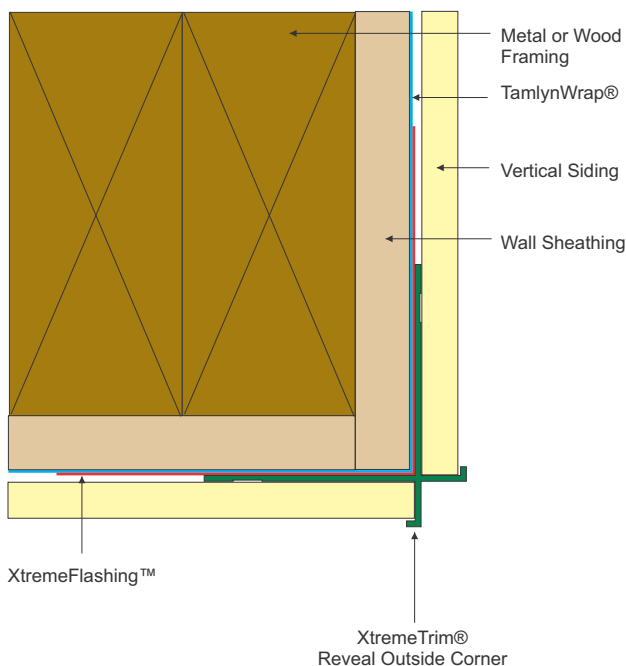


# Reveal Open Outside Corner - Minimum Face



ITEM ID	"A"	"B"	SIDING SIZE
XOCR516M	3/8"	13/32"	5/16"
XOCR716M	15/32"	17/32"	7/16"
XOCR34M	3/4"	27/32"	3/4", 5/16" Lap

All parts are 10' Length unless otherwise indicated



## DESIGN FEATURES

Provides a clean, open outside corner which compliments the Bead or Reveal System with minimal visible face edges. Precise panel fit is required.

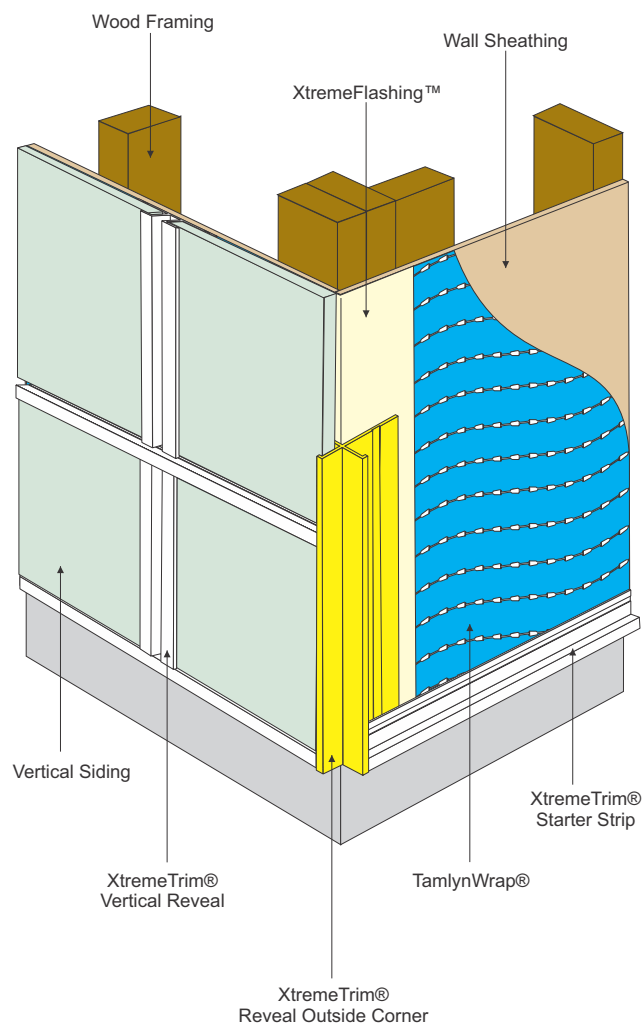
## MATERIAL

6063-T5 .050"  $\pm$  .005 extruded aluminum alloy with proprietary coating that protects against harsh weather conditions and allows for paint adhesion.

## FINISH

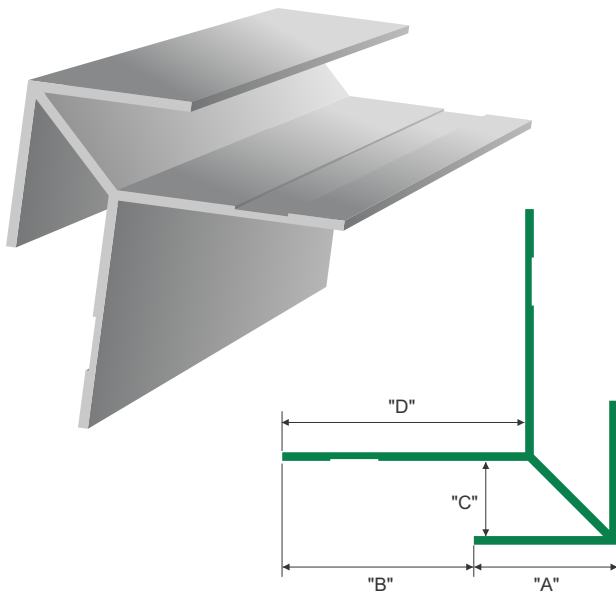
Unless specified all XtremeTrim® items are provided in primed finish. Also available in popular siding/soffit colors in standard face only color match or full coverage CoastalColorCoating™. Clear Anodized is stocked and custom anodized is available (minimums apply).

Illustration not to scale



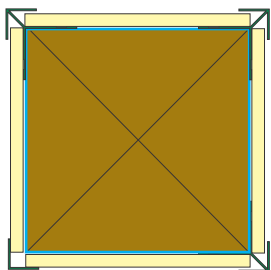
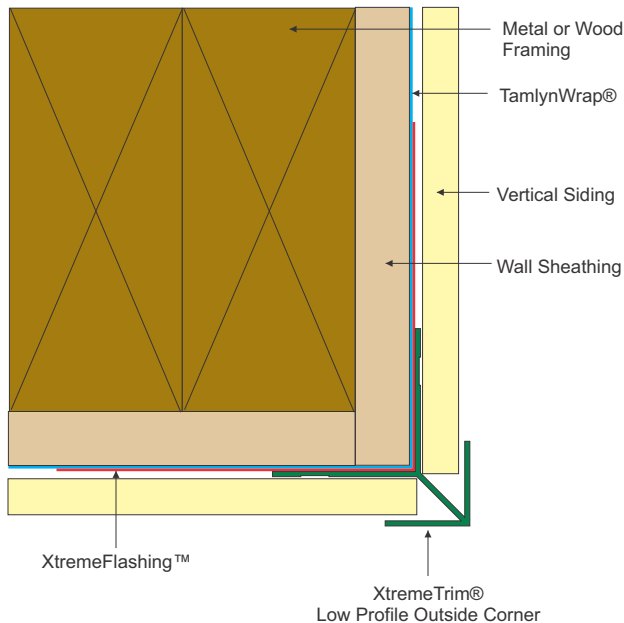


# Low Profile Outside Corner



ITEM ID	"A"	"B"	"C"	"D"	SIDING SIZE
XOCLP516	3/4"	1"	3/8"	1-1/4"	5/16"
XOCLP716	1"	1-3/16"	15/32"	1-1/2"	7/16"
XOCLP58	1-1/8"	1-1/4"	5/8"	1-5/8"	5/8"
XOCLP34	1-1/2"	1"	3/4"	1-5/8"	3/4", 5/16" Lap
XOCLP1	1-1/2"	1"	1"	1-3/8"	1"

All parts are 10' Length unless otherwise indicated



Typical Column Wrap Detail:  
Utilize XOCLP and XL

## DESIGN FEATURES

Very popular face sizes which offer a clean outside corner for vertical siding panels or lap siding. Works well with all vertical options.

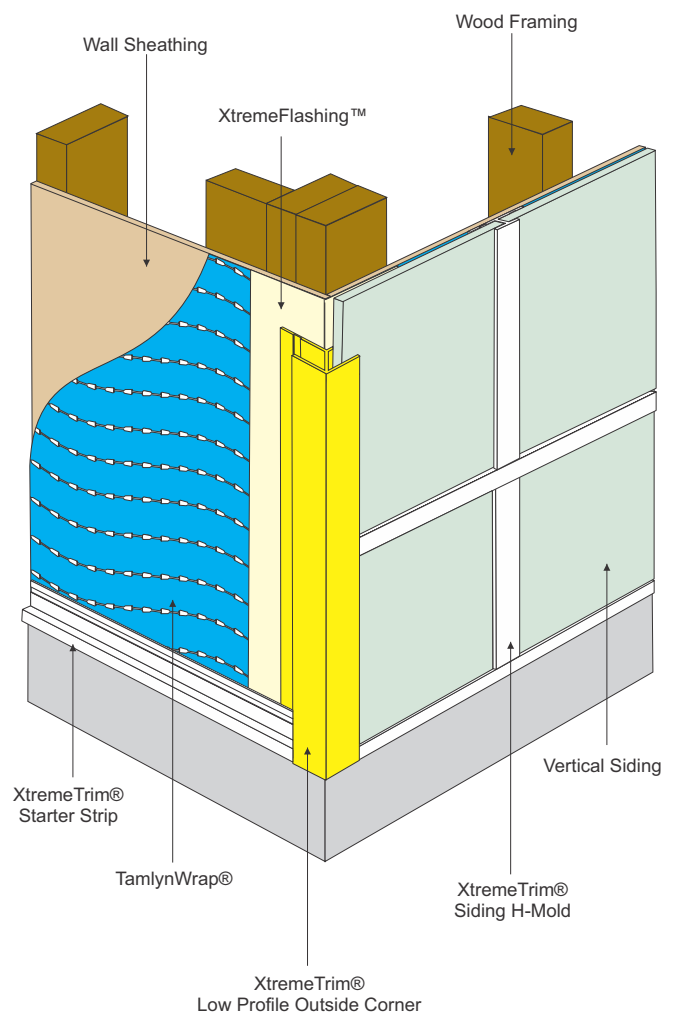
## MATERIAL

6063-T5 .050"  $\pm$  .005 extruded aluminum alloy with proprietary coating that protects against harsh weather conditions and allows for paint adhesion.

## FINISH

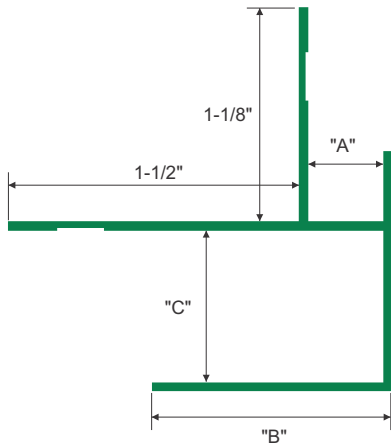

Unless specified all XtremeTrim® items are provided in primed finish. Also available in popular siding/soffit colors in standard face only color match or full coverage CoastalColorCoating™. Clear Anodized is stocked and custom anodized is available (minimums apply).

Illustration not to scale



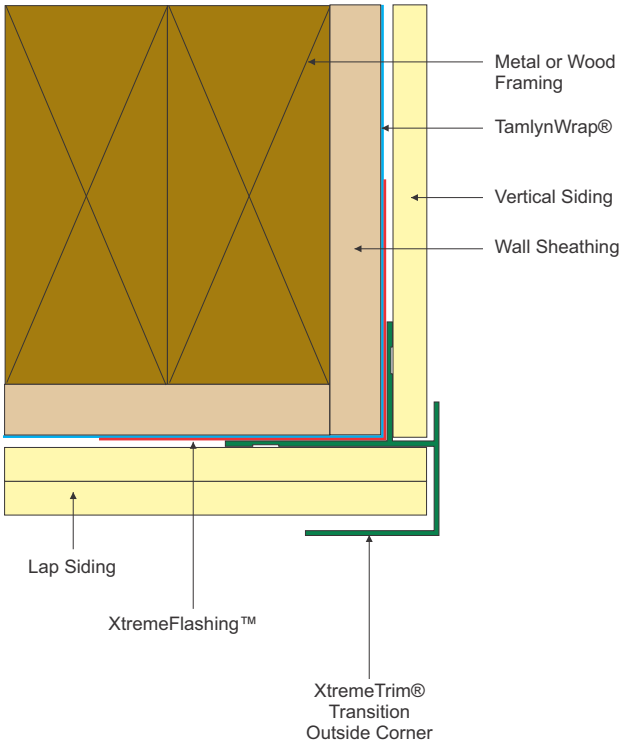


# Low Profile Outside Corner - Transition



ITEM ID	"A"	"B"	"C"	SIDING SIZE
XOCLP51634	3/8"	1-1/4"	3/4"	5/16" to 3/4", 5/16" Lap

All parts are 10' Length unless otherwise indicated



### DESIGN FEATURES

Provides a smooth transition from vertical siding panels to lap siding.

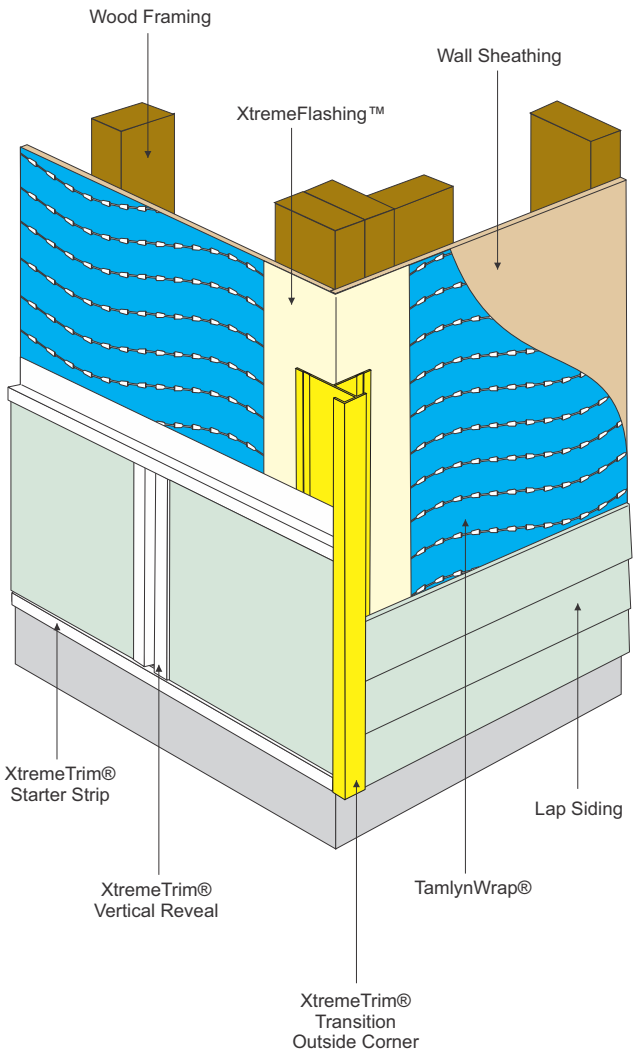
### MATERIAL

6063-T5 .045" ± .005 extruded aluminum alloy with proprietary coating that protects against harsh weather conditions and allows for paint adhesion.

### FINISH

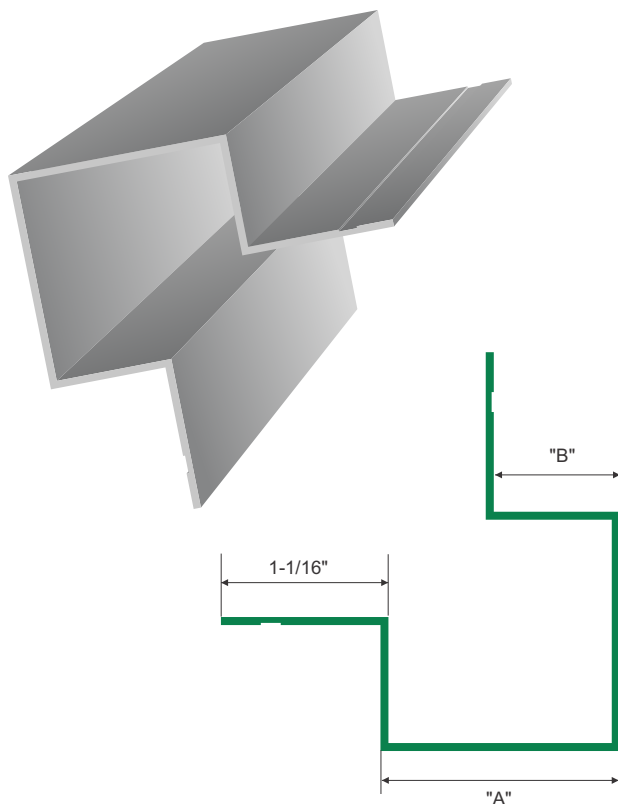
Unless specified all XtremeTrim® items are provided in primed finish. Also available in popular siding/soffit colors in standard face only color match or full coverage CoastalColorCoating™. Clear Anodized is stocked and custom anodized is available (minimums apply).

Illustration not to scale



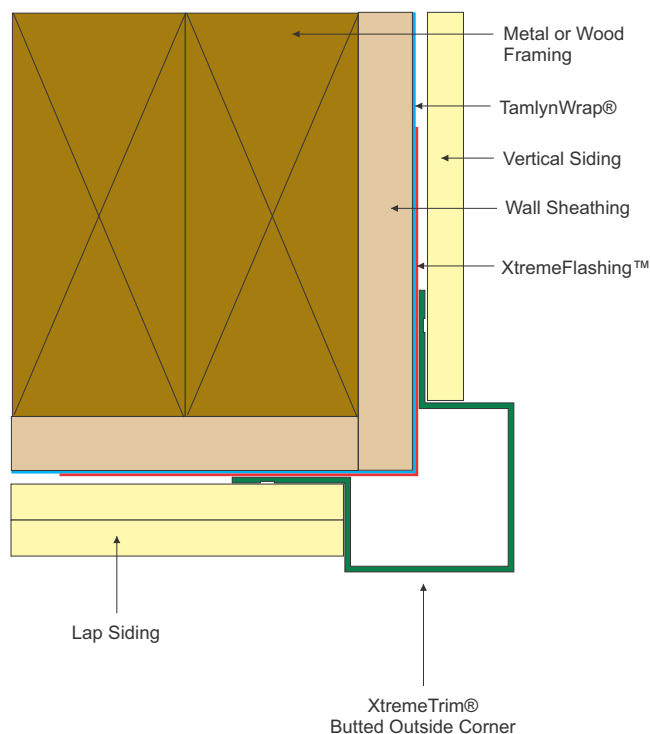


# Butted Outside Corner



ITEM ID	"A"	"B"	SIDING SIZE
XOCBT	1-1/2"	3/4"	5/16", 3/4", 5/16" Lap

All parts are 10' Length unless otherwise indicated



## DESIGN FEATURES

Superior choice for use in mixed material applications. Gives a solid appearance and a versatile corner application that can be used with any vertical profiles.

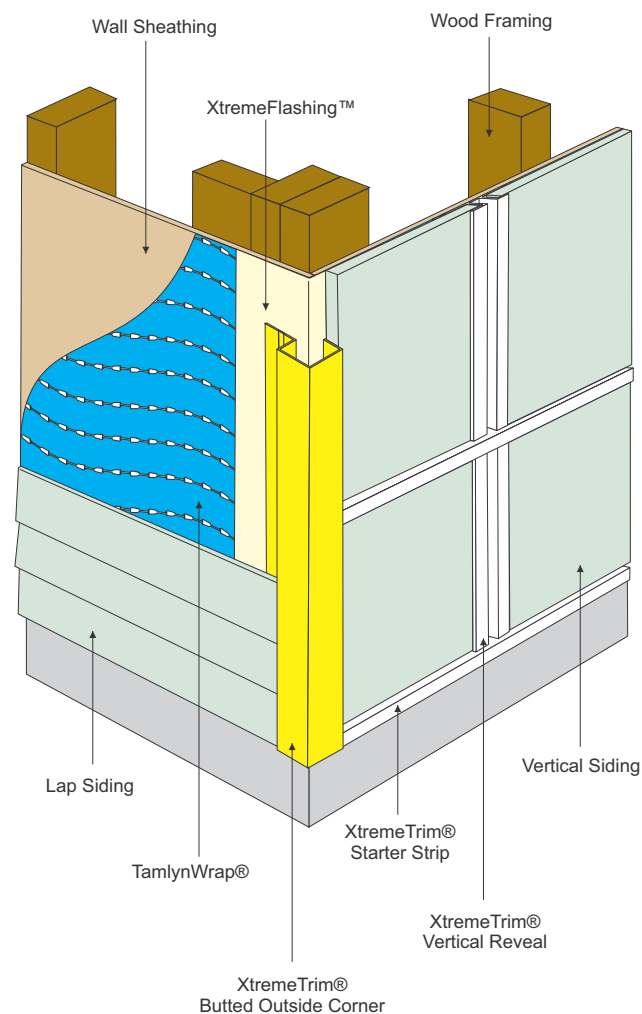
## MATERIAL

6063-T5 .050"  $\pm$  .005 extruded aluminum alloy with proprietary coating that protects against harsh weather conditions and allows for paint adhesion.

## FINISH

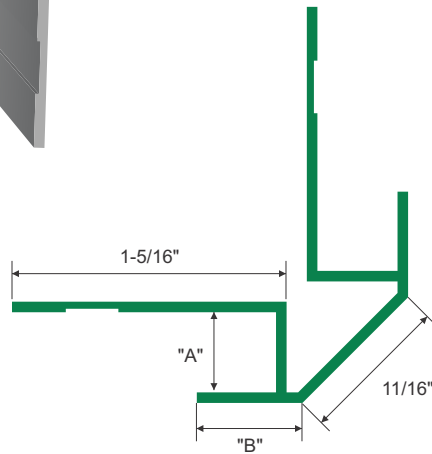
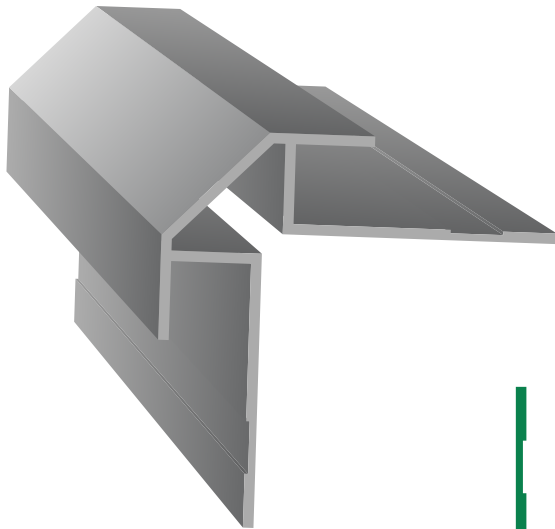
Unless specified all XtremeTrim® items are provided in primed finish. Also available in popular siding/soffit colors in standard face only color match or full coverage CoastalColorCoating™. Clear Anodized is stocked and custom anodized is available (minimums apply).

Illustration not to scale



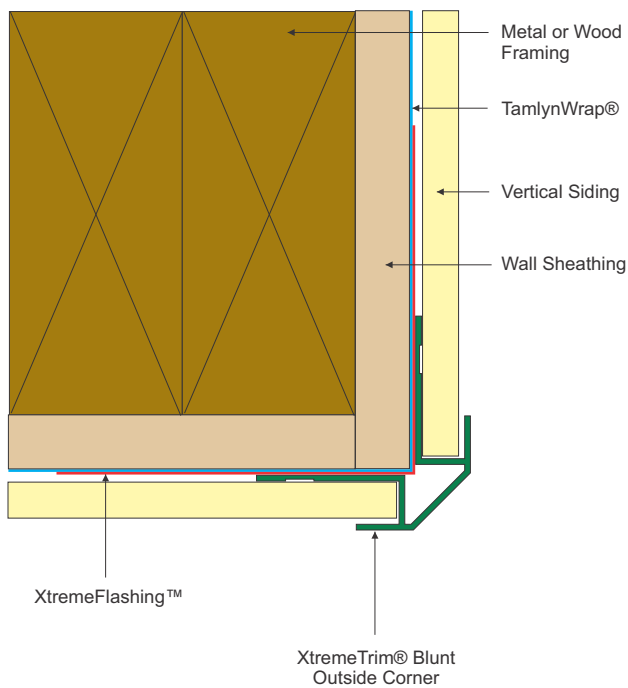


# Blunt Panel Outside Corner



ITEM ID	"A"	"B"	SIDING SIZE
XOCBL516	3/8"	1/2"	5/16"

All parts are 10' Length unless otherwise indicated



## DESIGN FEATURES

Unique design creates an aesthetically attractive blunt corner look, for a strong durable outside corner with vertical siding panels.

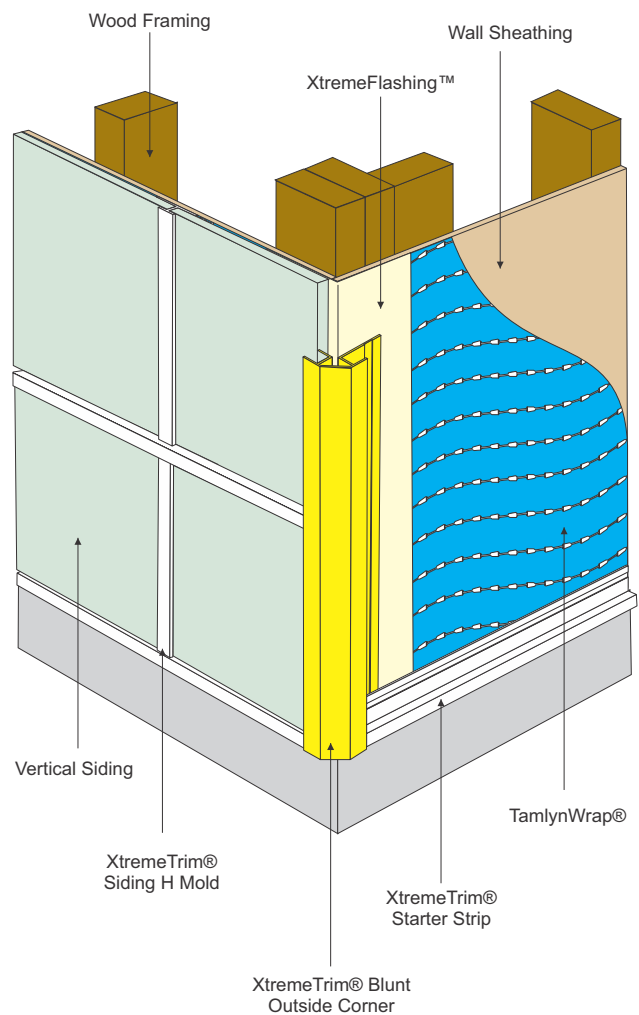
## MATERIAL

6063-T5 .050"  $\pm$  .005 extruded aluminum alloy with proprietary coating that protects against harsh weather conditions and allows for paint adhesion.

## FINISH

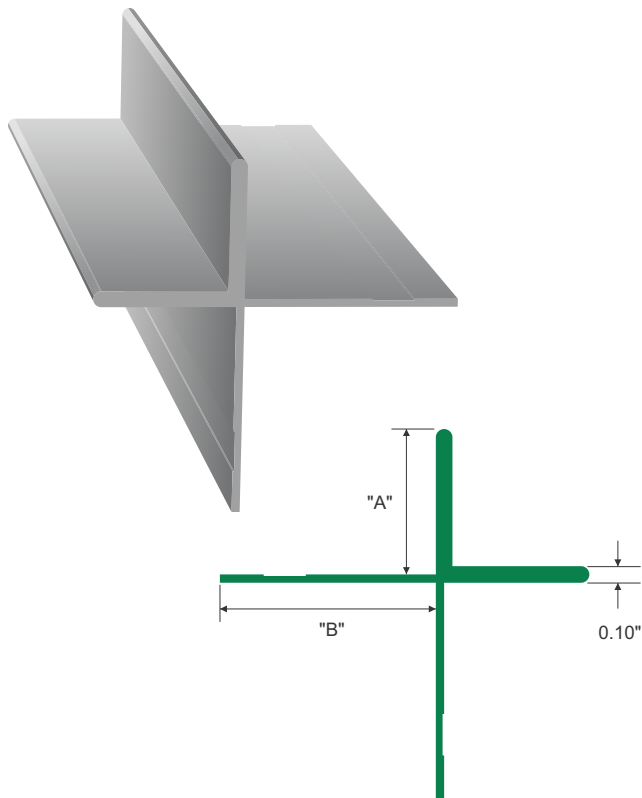
Unless specified all XtremeTrim® items are provided in primed finish. Also available in popular siding/soffit colors in standard face only color match or full coverage CoastalColorCoating™. Clear Anodized is stocked and custom anodized is available (minimums apply).

Illustration not to scale



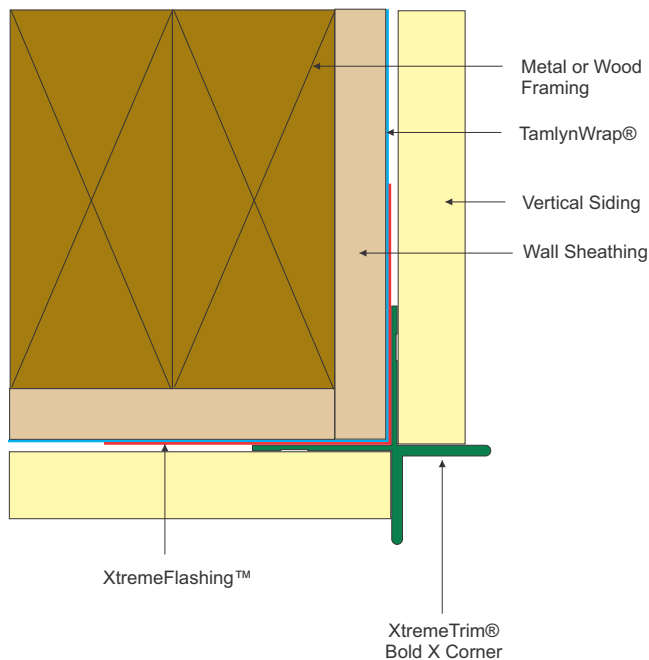


# Bold X Outside Corner



ITEM ID	"A"	"B"	SIDING SIZE
XOCX78	7/8"	1-5/16"	up to 1"

All parts are 10' Length unless otherwise indicated



## DESIGN FEATURES

Allows a minimal corner style for panel or plank with uncovered edges.

**NOTE:** This design will require caulking.

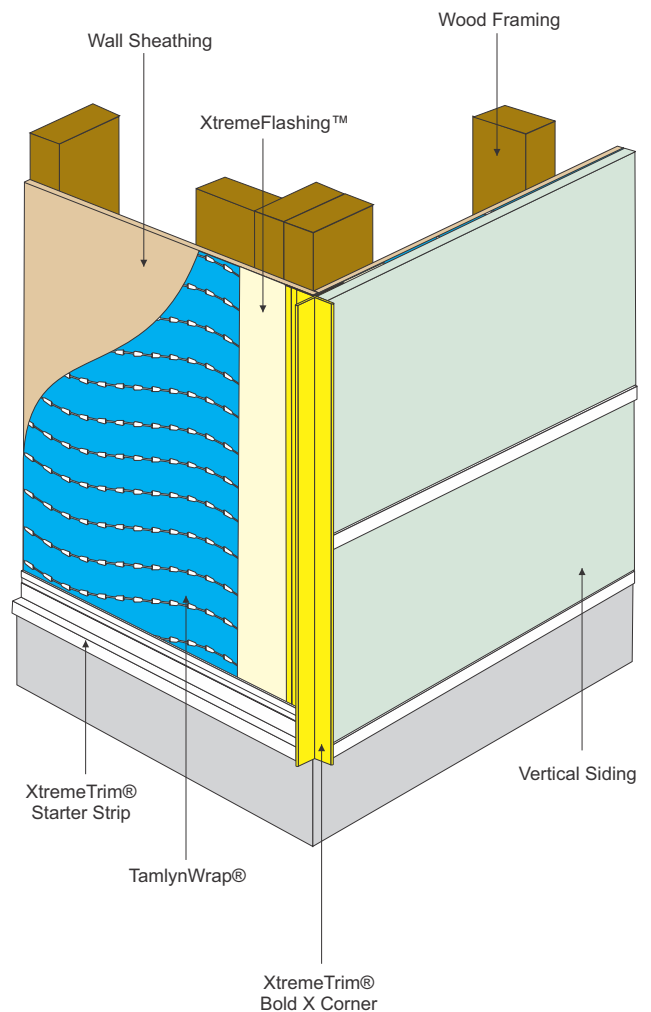
## MATERIAL

6063-T5 .050"  $\pm$  .005 extruded aluminum alloy with proprietary coating that protects against harsh weather conditions and allows for paint adhesion.

## FINISH

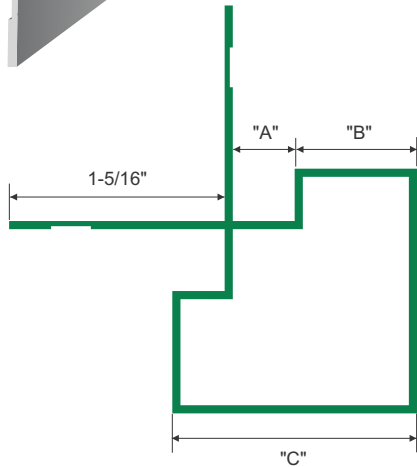
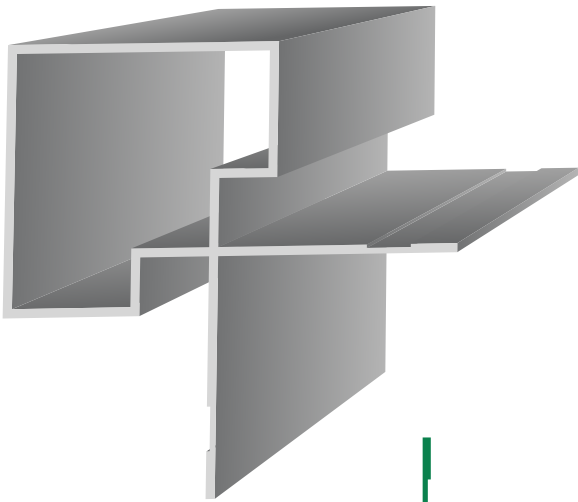
Unless specified all XtremeTrim® items are provided in primed finish. Also available in popular siding/soffit colors in standard face only color match or full coverage CoastalColorCoating™. Clear Anodized is stocked and custom anodized is available (minimums apply).

Illustration not to scale



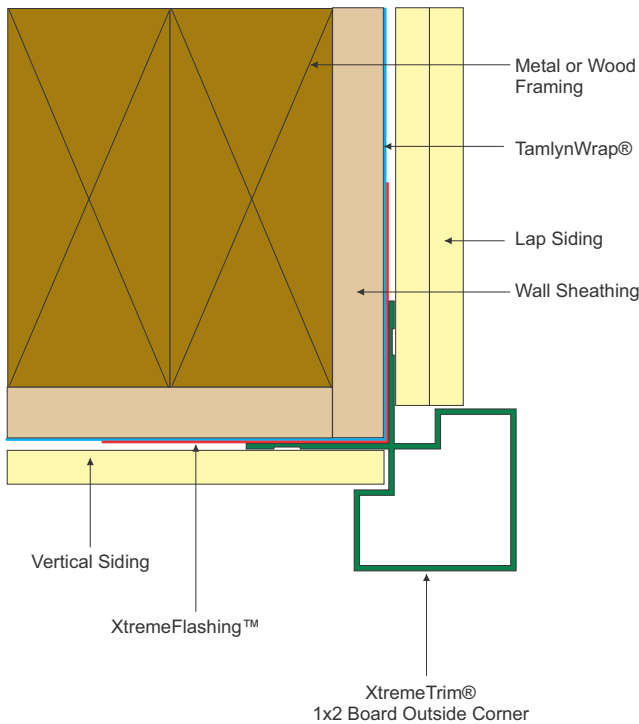


# 1x2 Board Outside Corner



ITEM ID	"A"	"B"	"C"	SIDING SIZE
XOC12	3/8"	3/4"	1-1/2"	5/16"

All parts are 10' Length unless otherwise indicated



## DESIGN FEATURES

An outside corner that replicates a 1" x 2" for Board and Batten or Lap. Panel will recess into slot.

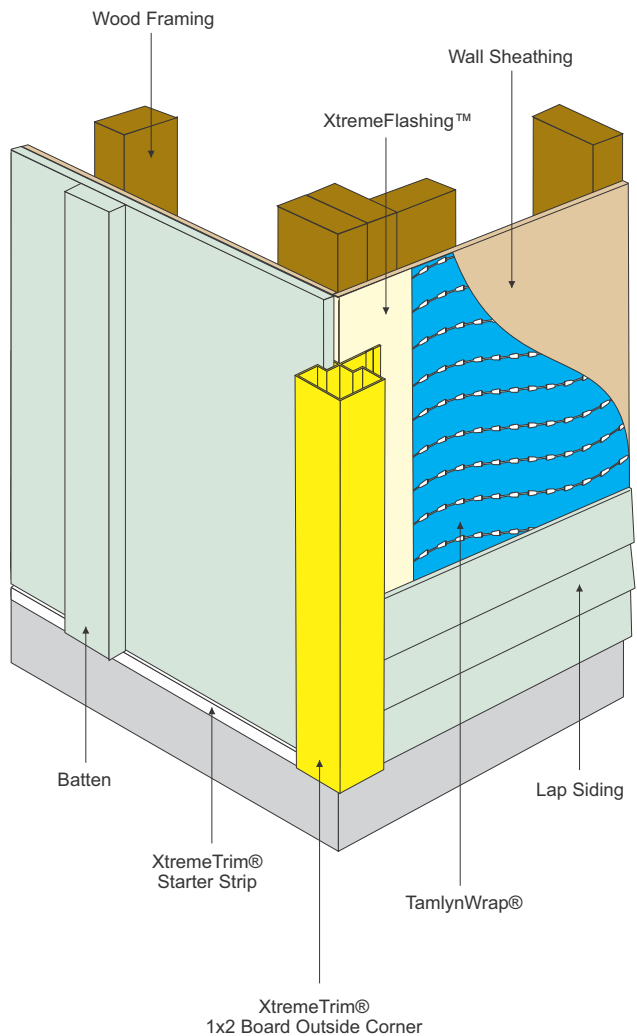
## MATERIAL

6063-T5 .050" ± .005 extruded aluminum alloy with proprietary coating that protects against harsh weather conditions and allows for paint adhesion.

## FINISH

Unless specified all XtremeTrim® items are provided in primed finish. Also available in popular siding/soffit colors in standard face only color match or full coverage CoastalColorCoating™. Clear Anodized is stocked and custom anodized is available (minimums apply).

Illustration not to scale

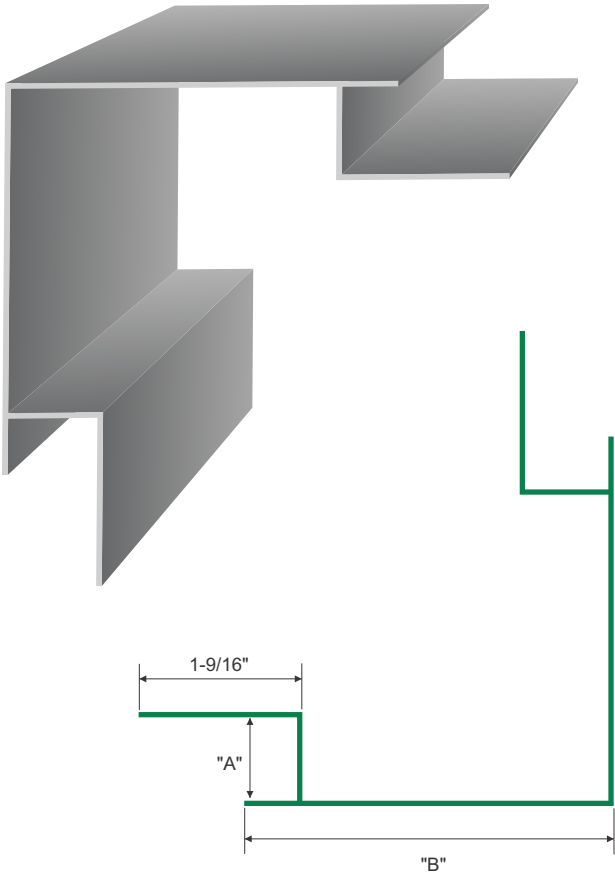


**SPECIAL ORDER ITEM**

Minimum order quantities apply

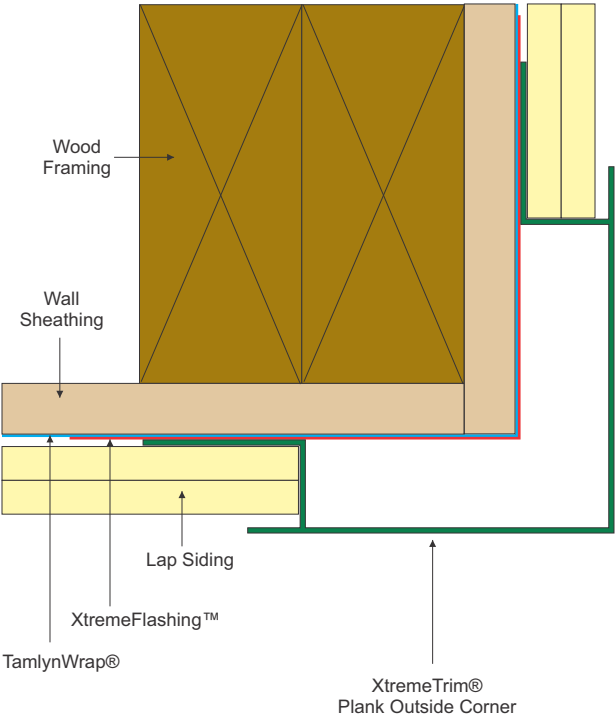


# 3-1/2" Outside Corner



ITEM ID	"A"	"B"	SIDING SIZE
XOC35	3/4"	3-1/2"	3/4", 5/16" Lap

All parts are 10' Length unless otherwise indicated



## DESIGN FEATURES

A traditional outside corner without the joints, caulked seams and nail holes that butted 1x4s require.

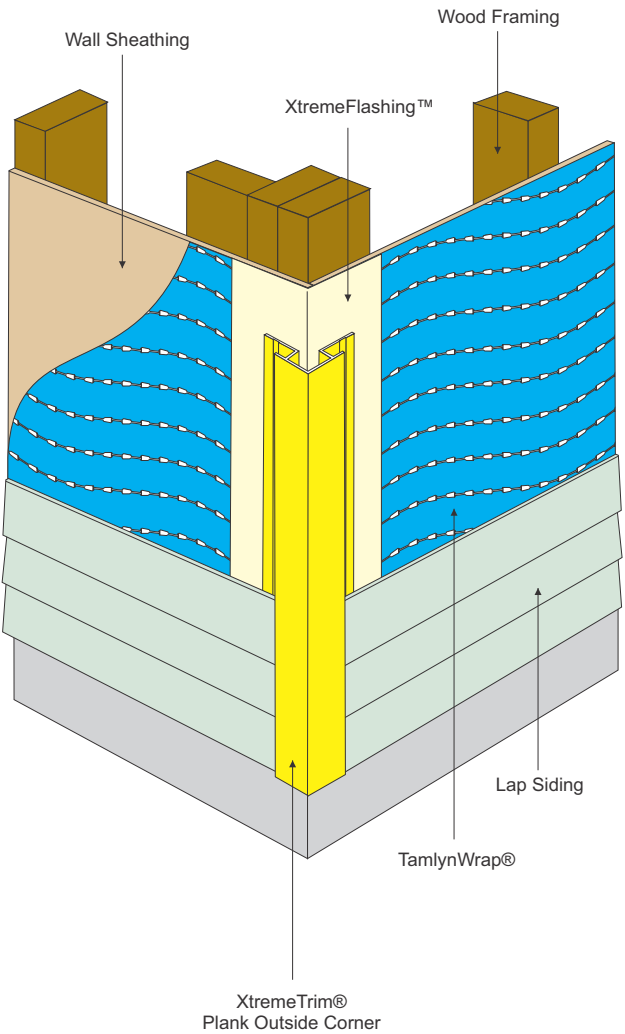
## MATERIAL

6063-T5 .050" ± .005 extruded aluminum alloy with proprietary coating that protects against harsh weather conditions and allows for paint adhesion.

## FINISH

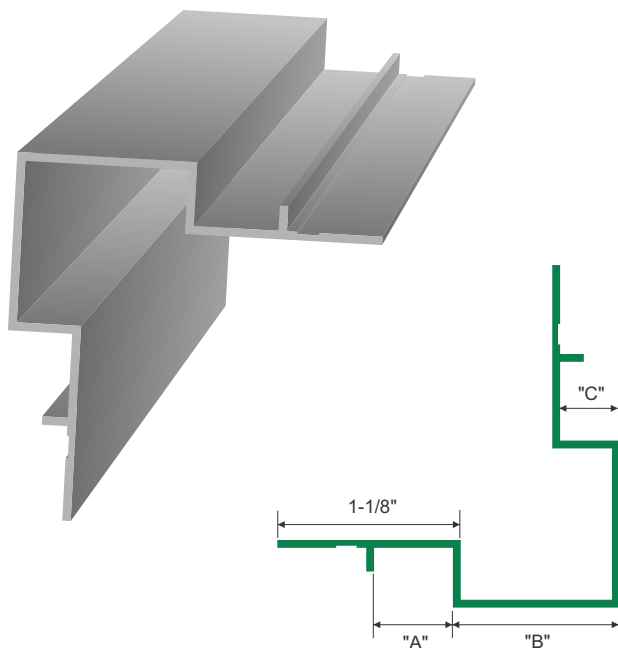
Unless specified all XtremeTrim® items are provided in primed finish. Also available in popular siding/soffit colors in standard face only color match or full coverage CoastalColorCoating™. Clear Anodized is stocked and custom anodized is available (minimums apply).

Illustration not to scale



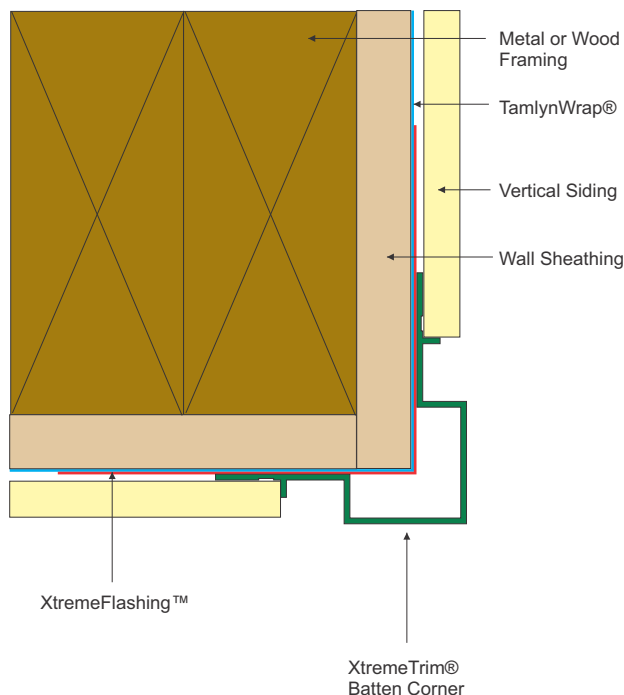


# Batten Outside Corner



ITEM ID	"A"	"B"	"C"	SIDING SIZE
XOCBN	1/2"	1"	3/8"	5/16"

All parts are 10' Length unless otherwise indicated



## DESIGN FEATURES

Batten Corner offers a bold, unique corner for vertical siding panels. Spacer tab creates reveal shadow line at corner.

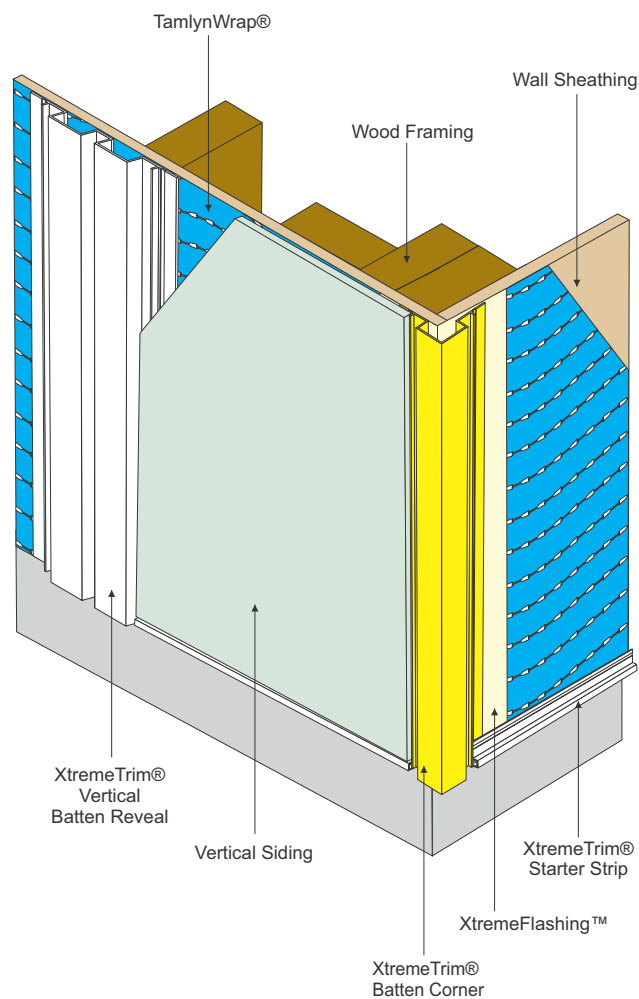
## MATERIAL

6063-T5 .050" ± .005, extruded aluminum alloy with proprietary coating that protects against harsh weather conditions and allows for paint adhesion.

## FINISH

Unless specified all XtremeTrim® items are provided in primed finish. Also available in popular siding/soffit colors in standard face only color match or full coverage CoastalColorCoating™. Clear Anodized is stocked and custom anodized is available (minimums apply).

Illustration not to scale

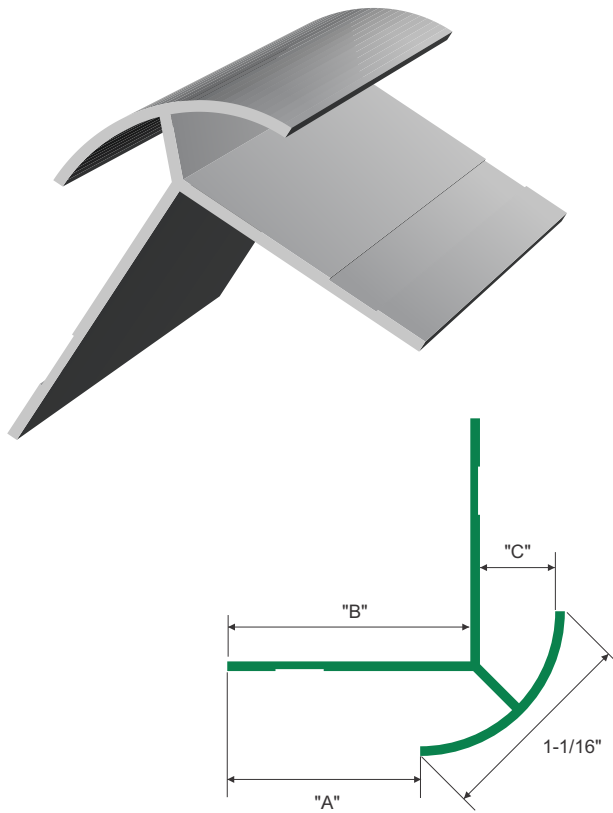


**SPECIAL ORDER ITEM**

Minimum order quantities apply

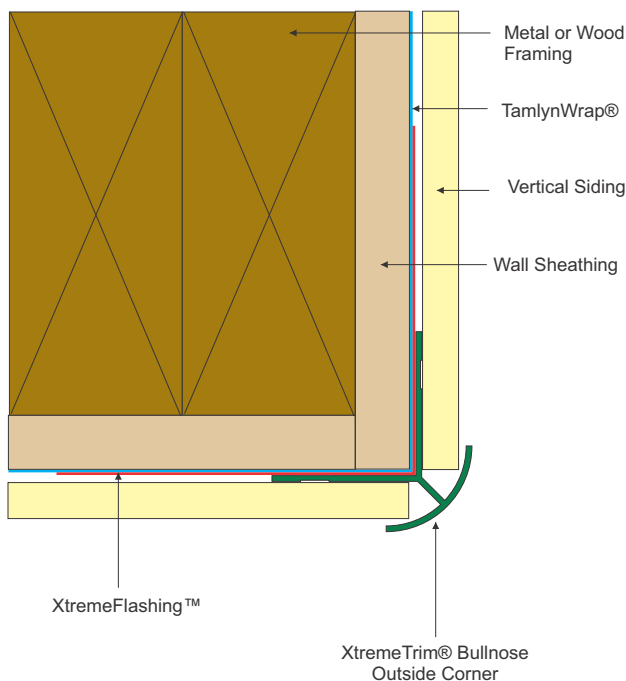


# Bullnose Outside Corner - New Design



ITEM ID	"A"	"B"	"C"	SIDING SIZE
XOCB516	1"	1-1/4"	3/8"	5/16"

All parts are 10' Length unless otherwise indicated



## DESIGN FEATURES

Provides a smooth, rounded outside corner for vertical siding panels.

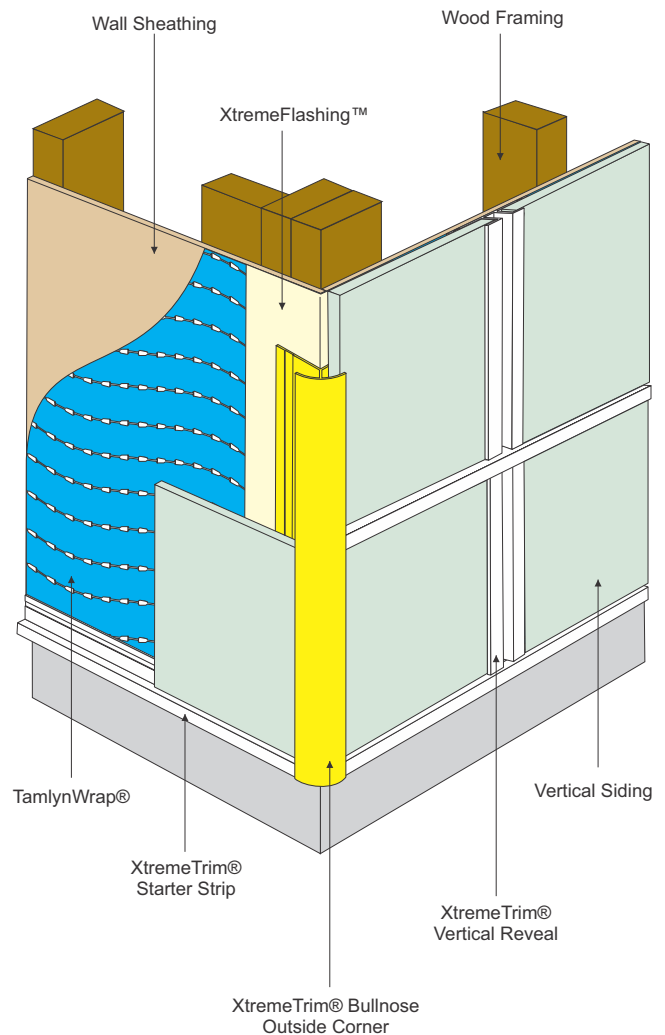
## MATERIAL

6063-T5 .050"  $\pm$  .005 extruded aluminum alloy with proprietary coating that protects against harsh weather conditions and allows for paint adhesion.

## FINISH

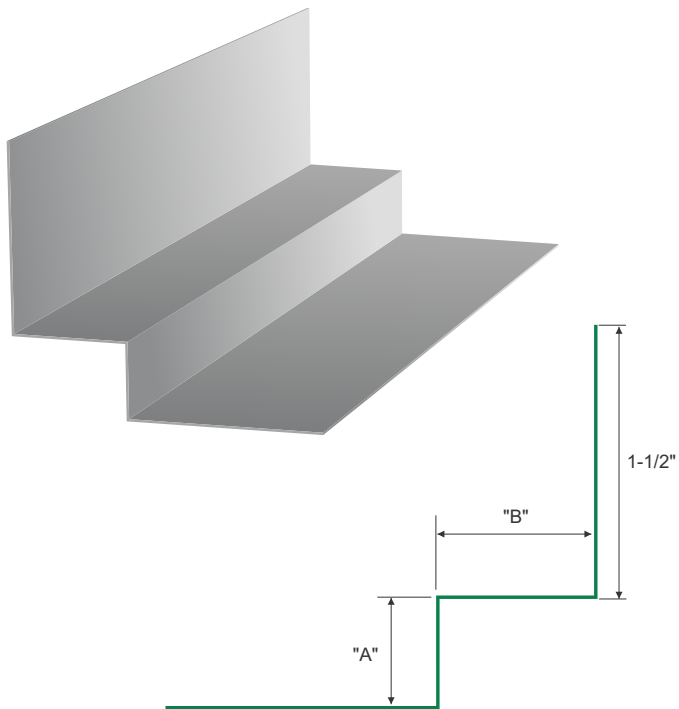
Unless specified all XtremeTrim® items are provided in primed finish. Also available in popular siding/soffit colors in standard face only color match or full coverage CoastalColorCoating™. Clear Anodized is stocked and custom anodized is available (minimums apply).

Illustration not to scale



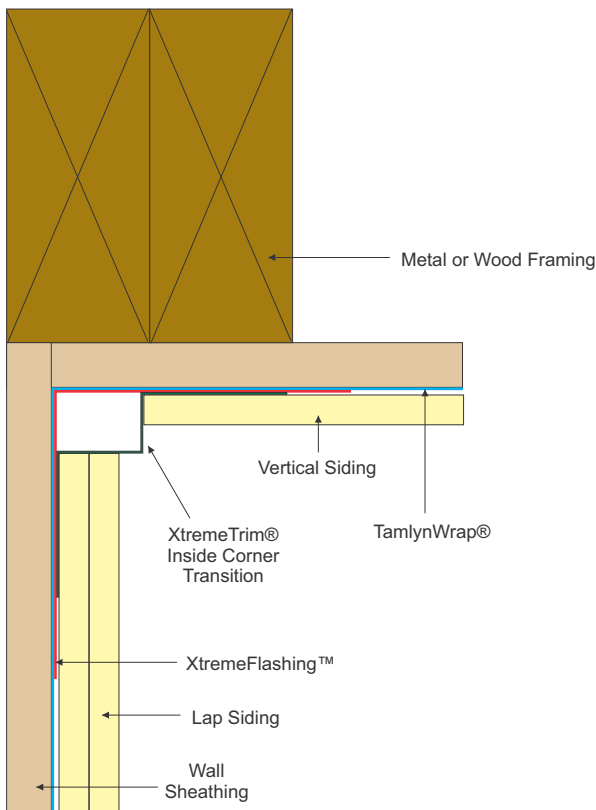


# Inside Corner- Transition



ITEM ID	"A"	"B"	SIDING SIZE
XIC51634	1/2"	7/8"	5/16" to 5/16" Lap

All parts are 10' Length unless otherwise indicated



## DESIGN FEATURES

Design authentically duplicates the look of a wood corner piece without the maintenance headaches. Eliminates wood inside corner piece that will split/rot over time. Provides a smooth transition from vertical siding panels to lap siding.

## MATERIAL

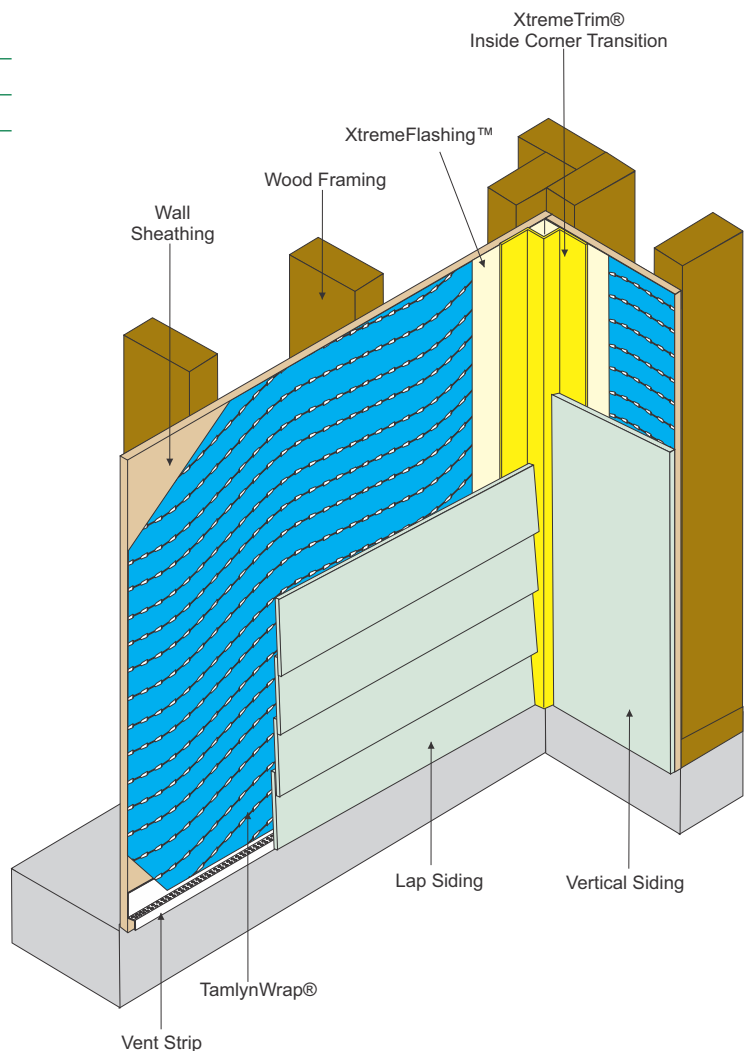
**Primed:** .019"  $\pm$  .003 Galvanized steel with proprietary coating that protects against harsh weather conditions and allows for paint adhesion.

**Color Matched:** .019  $\pm$  .003 Aluminum sheet coated 2 sides with paint system that is specifically formulated for exterior applications.

## FINISH

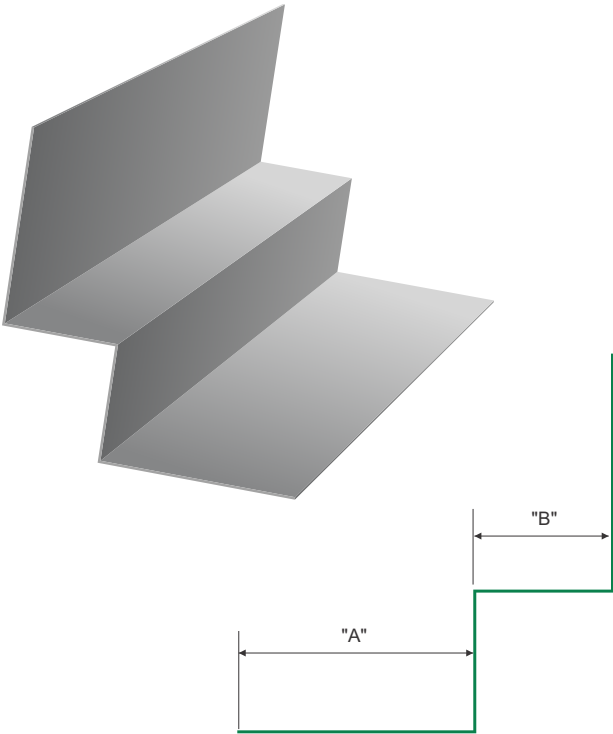
Unless specified all XtremeTrim® items are provided in primed finish. Also available in popular siding/soffit colors in standard face only color match or full coverage CoastalColorCoating™.

Illustration not to scale



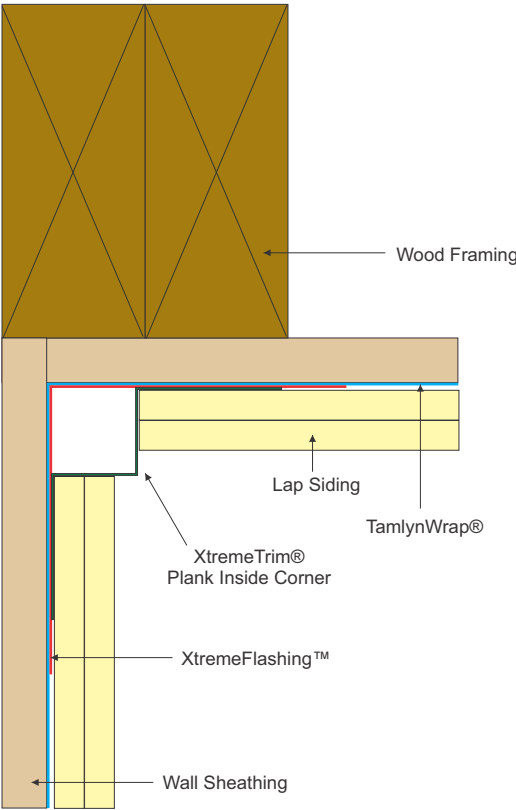


# Basic Inside Corner



ITEM ID	"A"	"B"	SIDING SIZE
XIC	1-1/2"	7/8"	5/16" Lap or Panel
XICJ	1-1/2"	1-1/2"	up to 1-1/4"
XICS	2"	1-1/2"	up to 1-1/4"

All parts are 10' Length unless otherwise indicated



## DESIGN FEATURES

Design authentically duplicates the look of a wood corner piece without the maintenance headaches. Eliminates wood inside corner piece that will split/rot over time.

## MATERIAL

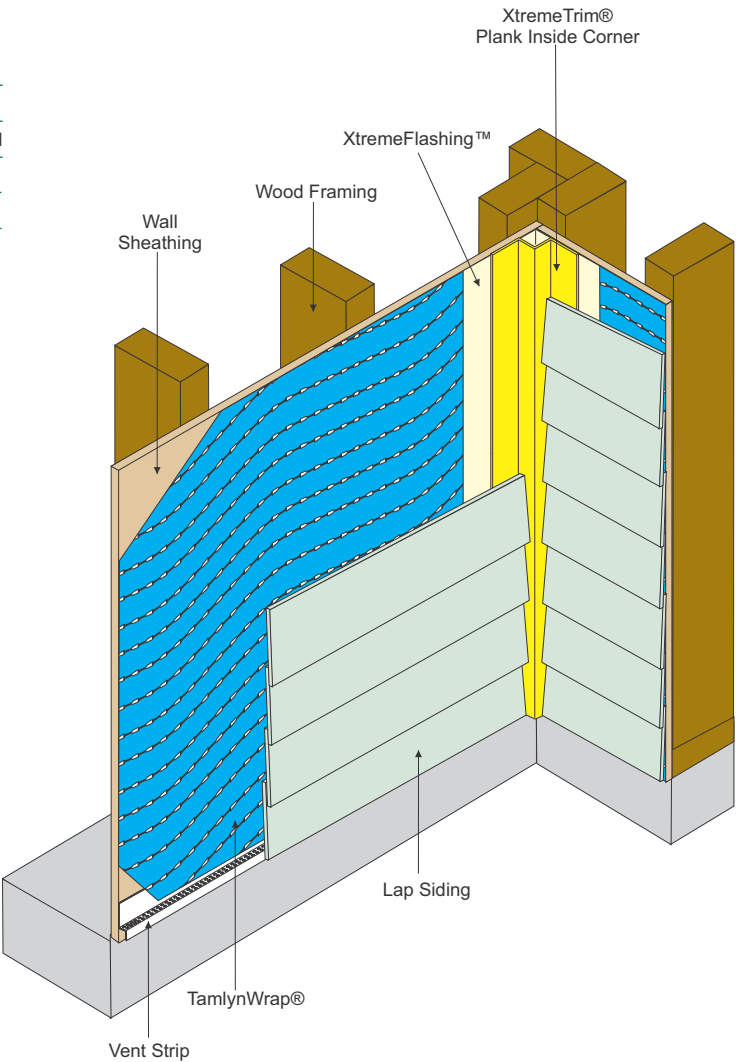
**Primed:** .019" ± .003 Galvanized steel with proprietary coating that protects against harsh weather conditions and allows for paint adhesion.

**Color Matched:** .019" ± .003 Aluminum sheet coated 2 sides with paint system that is specifically formulated for exterior applications.

## FINISH

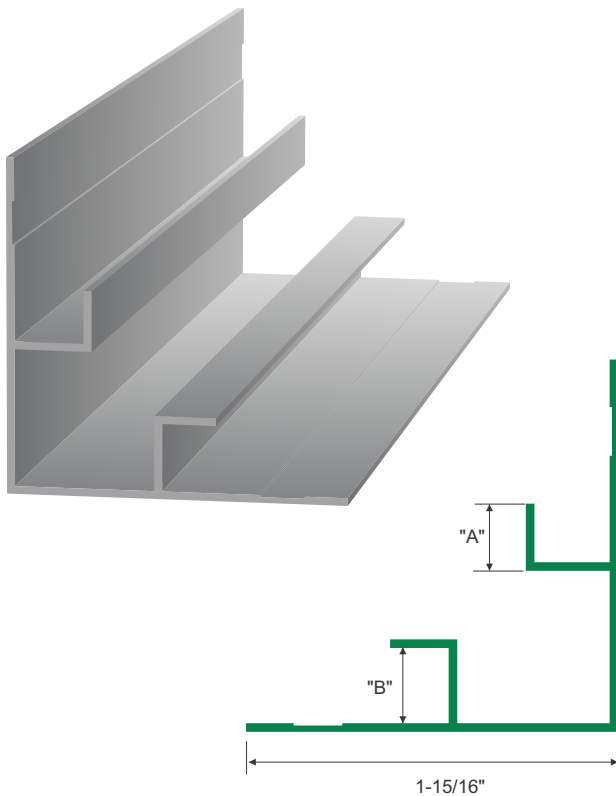
Unless specified all XtremeTrim® items are provided in primed finish. Also available in popular siding/soffit colors in standard face only color match or full coverage CoastalColorCoating™.

Illustration not to scale



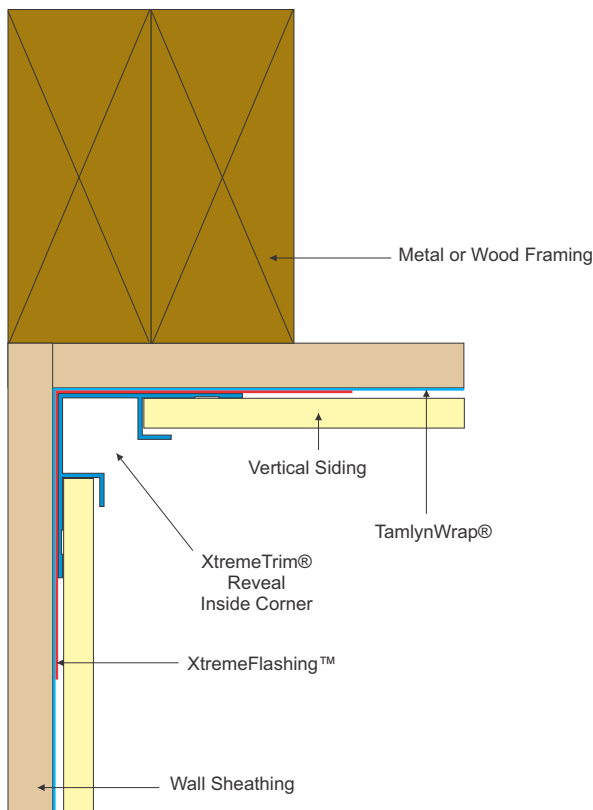


# Reveal Inside Corner



ITEM ID	"A"	"B"	SIDING SIZE
XICR516	3/8"	3/8"	5/16"

All parts are 10' Length unless otherwise indicated



## DESIGN FEATURES

Provides a clean, open Inside corner which compliments the Vertical Reveal System.

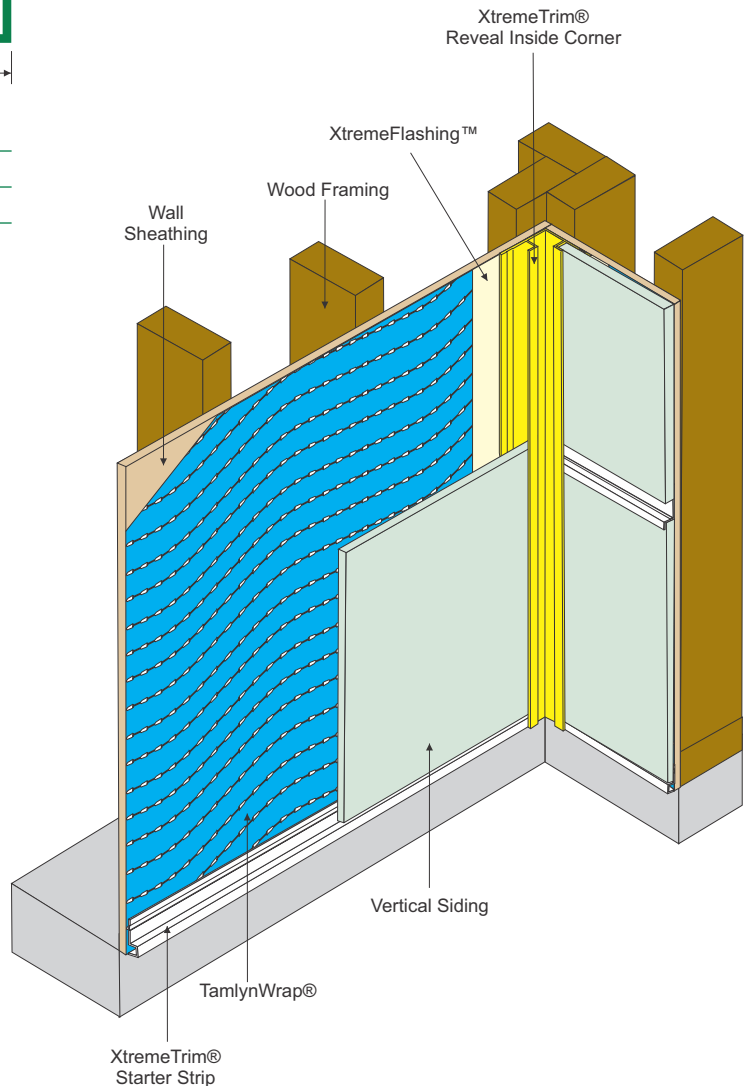
## MATERIAL

6063-T5 .045"  $\pm$  .005 extruded aluminum alloy with proprietary coating that protects against harsh weather conditions and allows for paint adhesion.

## FINISH

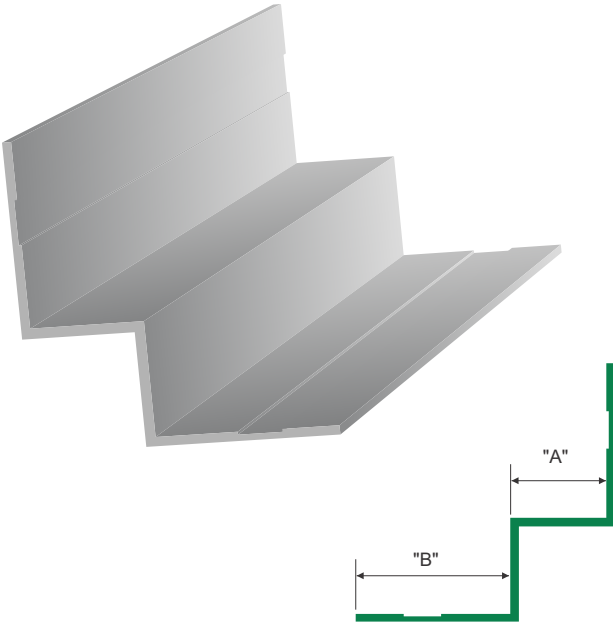
Unless specified all XtremeTrim® items are provided in primed finish. Also available in popular siding/soffit colors in standard face only color match or full coverage CoastalColorCoating™. Clear Anodized is stocked and custom anodized is available (minimums apply).

Illustration not to scale





# Panel Inside Corner



### DESIGN FEATURES

Design provides a minimal exposed inside corner. For use with 7/16" (11mm) or smaller panel products only.

### MATERIAL

6063-T5 .045" ± .005 extruded aluminum alloy with proprietary coating that protects against harsh weather conditions and allows for paint adhesion.

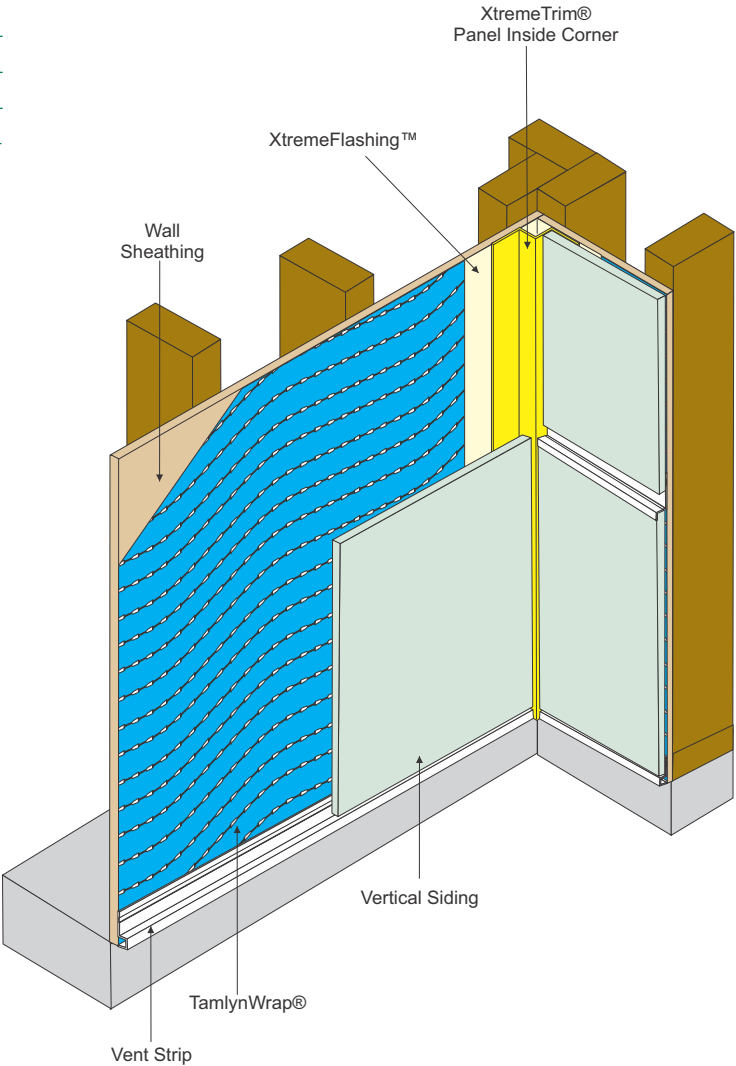
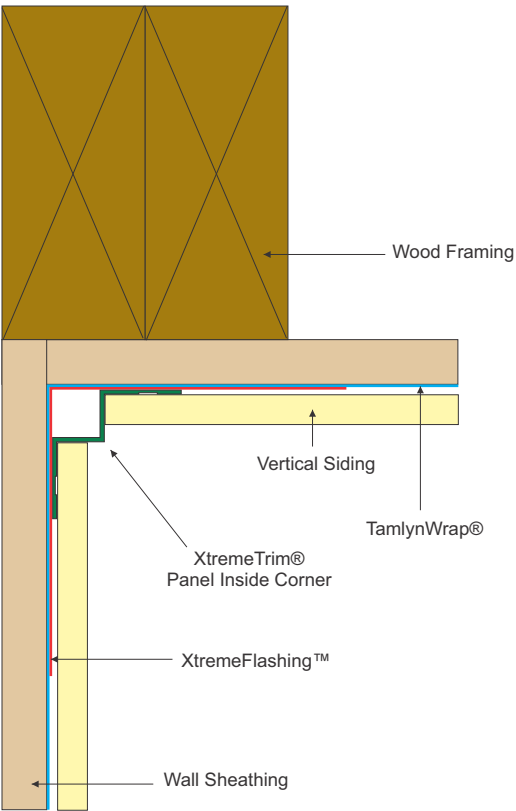
### FINISH

Unless specified all XtremeTrim® items are provided in primed finish. Also available in popular siding/soffit colors in standard face only color match or full coverage CoastalColorCoating™. Clear Anodized is stocked and custom anodized is available (minimums apply).

Illustration not to scale

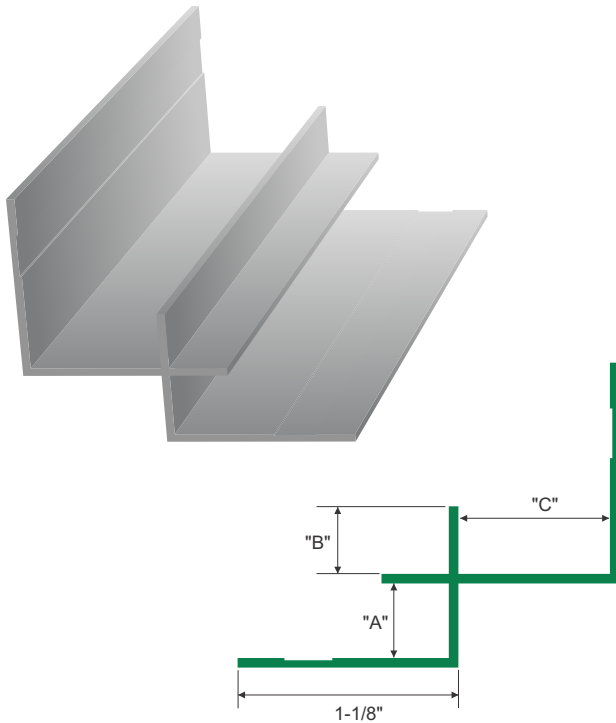
ITEM ID	"A"	"B"	SIDING SIZE
XIC516	1/2"	13/16"	5/16"
XIC716	5/8"	1-1/2"	7/16"

All parts are 10' Length unless otherwise indicated



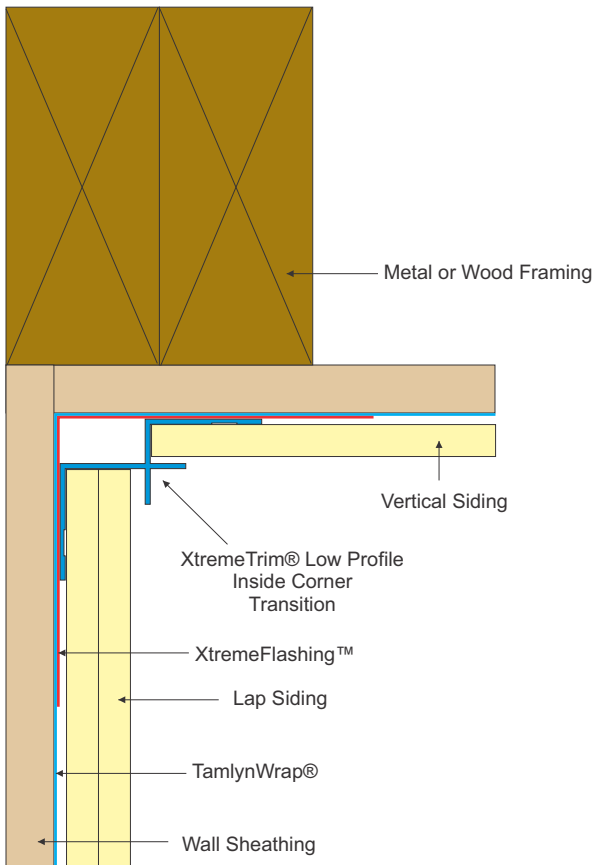


# Low Profile Inside Corner - Transition



ITEM ID	"A"	"B"	"C"	SIDING SIZE
XICLP51634	3/8"	3/8"	3/4"	5/16" to 3/4", 5/16" Lap
XICLP51615	3/8"	3/8"	1-1/2"	5/16" to 1-1/2"

All parts are 10' Length unless otherwise indicated



## DESIGN FEATURES

Provides a smooth transition from vertical siding panels to lap siding.

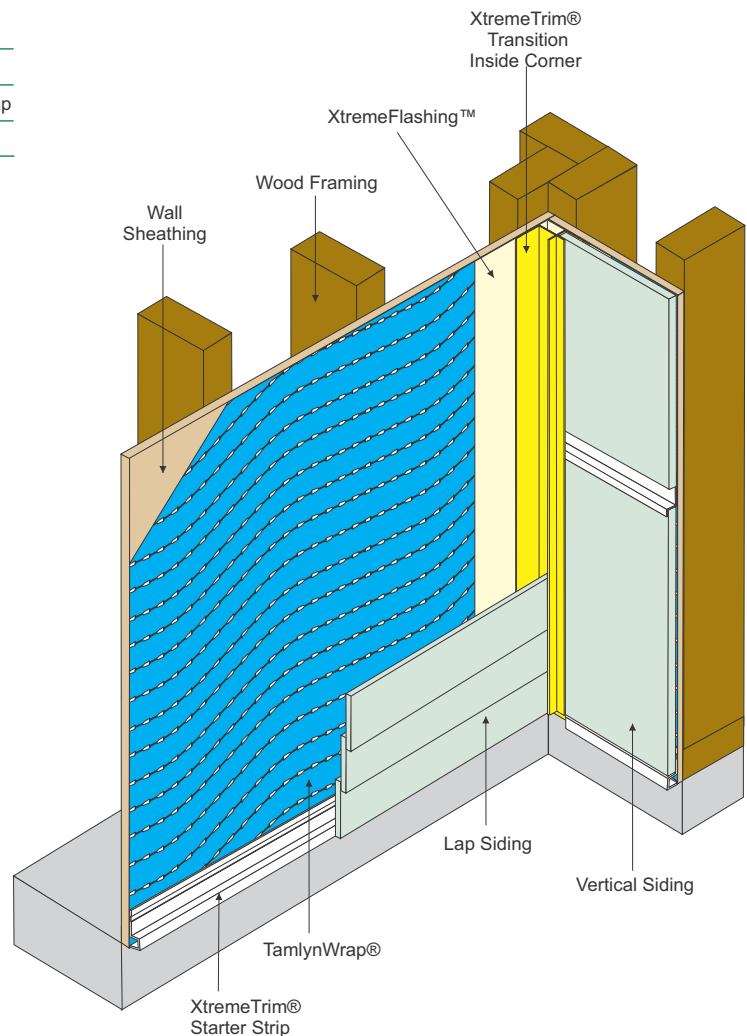
## MATERIAL

6063-T5 .050"  $\pm$  .005 extruded aluminum alloy with proprietary coating that protects against harsh weather conditions and allows for paint adhesion.

## FINISH

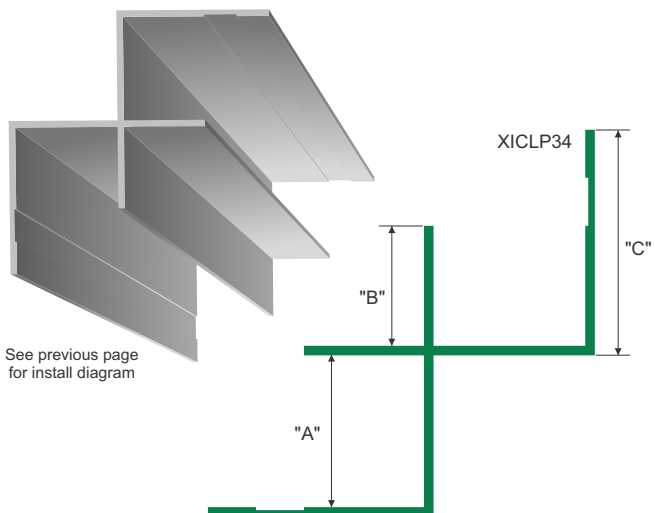
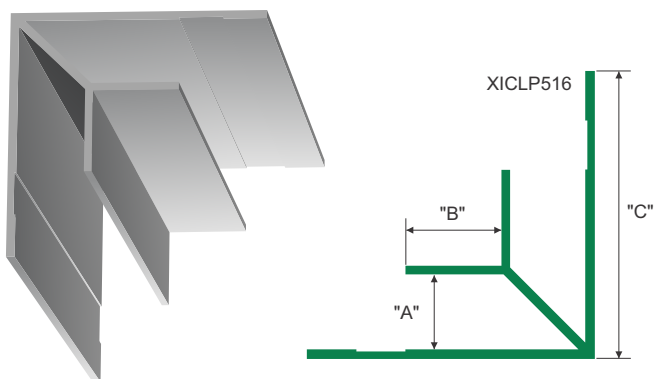
Unless specified all XtremeTrim® items are provided in primed finish. Also available in popular siding/soffit colors in standard face only color match or full coverage CoastalColorCoating™. Clear Anodized is stocked and custom anodized is available (minimums apply).

Illustration not to scale





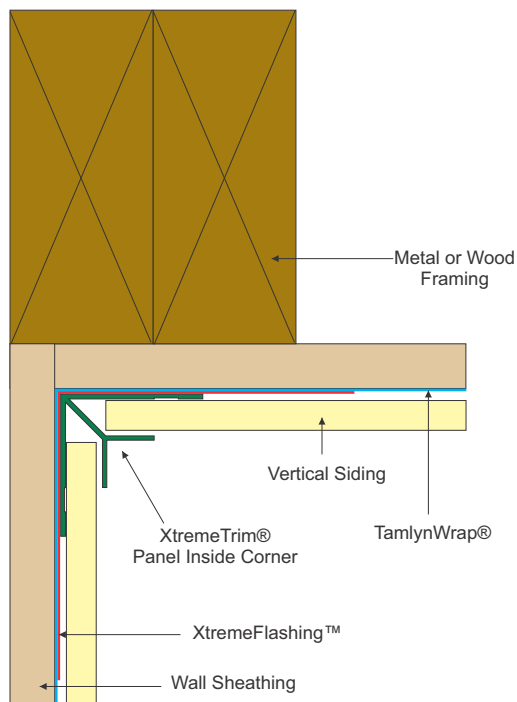
# Low Profile Inside Corner



See previous page for install diagram

ITEM ID	"A"	"B"	"C"	SIDING SIZE
XICLP516	3/8"	1/2"	1-1/2"	5/16"
XICLP34	3/4"	5/8"	1-5/32"	3/4", 5/16" Lap

All parts are 10' Length unless otherwise indicated



## DESIGN FEATURES

Minimal face produces a clean, pleasing durable inside corner for siding panels or lap siding.

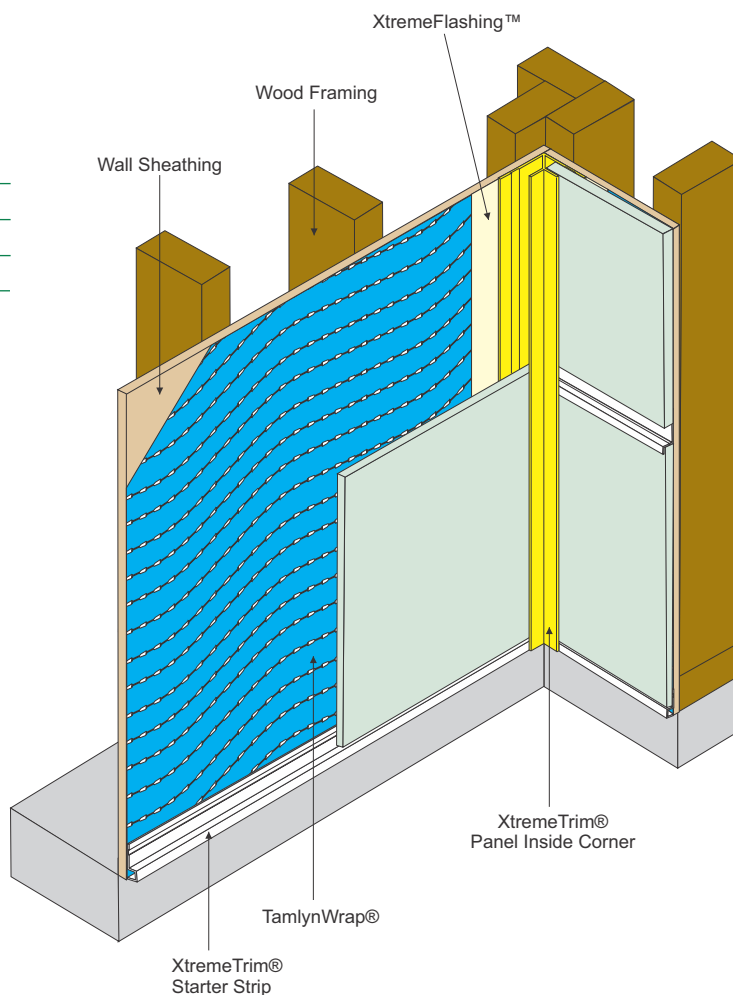
## MATERIAL

6063-T5 .050"  $\pm$  .005 extruded aluminum alloy with proprietary coating that protects against harsh weather conditions and allows for paint adhesion.

## FINISH

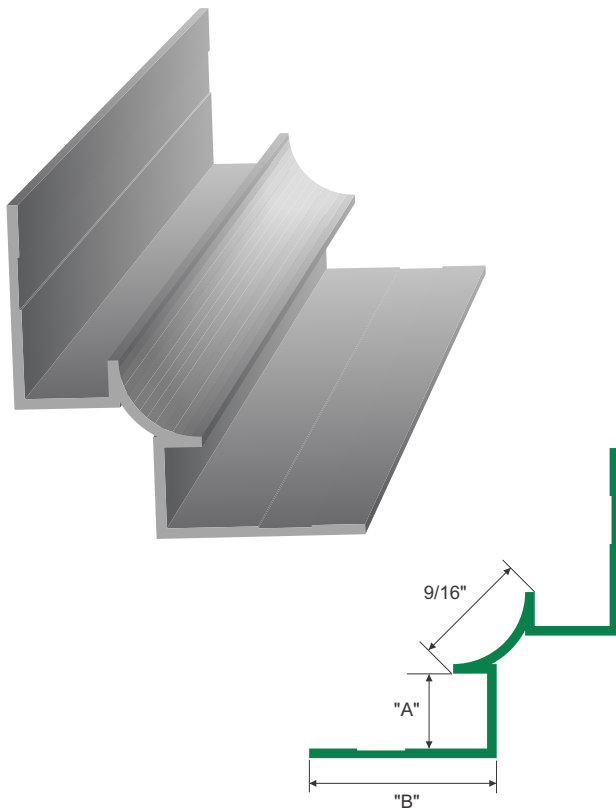
Unless specified all XtremeTrim® items are provided in primed finish. Also available in popular siding/soffit colors in standard face only color match or full coverage CoastalColorCoating™. Clear Anodized is stocked and custom anodized is available (minimums apply).

Illustration not to scale



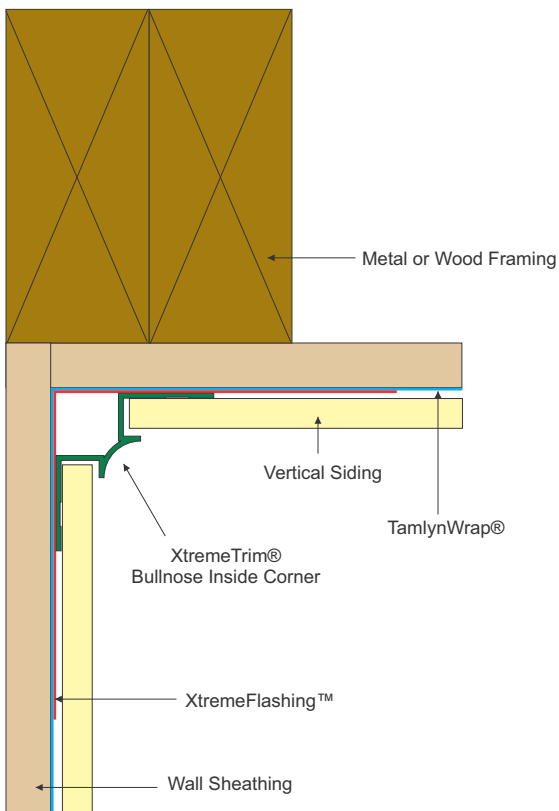


# Bullnose Inside Corner - New Design



ITEM ID	"A"	"B"	SIDING SIZE
XICB516	3/8"	1"	5/16"

All parts are 10' Length unless otherwise indicated



## DESIGN FEATURES

Provides a smooth, rounded inside corner for vertical siding panels.

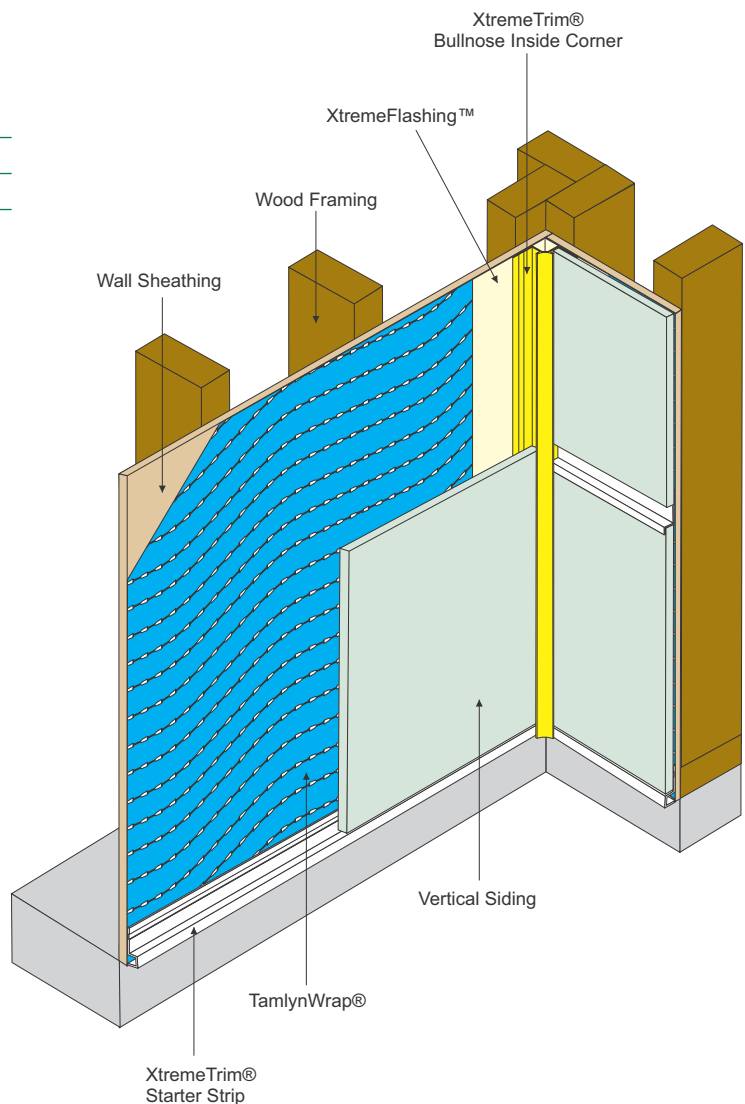
## MATERIAL

6063-T5 .050" ± .005 extruded aluminum alloy with proprietary coating that protects against harsh weather conditions and allows for paint adhesion.

## FINISH

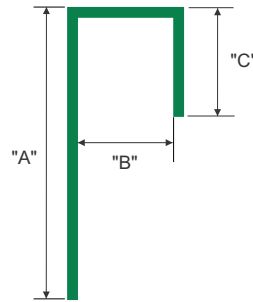

Unless specified all XtremeTrim® items are provided in primed finish. Also available in popular siding/soffit colors in standard face only color match or full coverage CoastalColorCoating™. Clear Anodized is stocked and custom anodized is available (minimums apply).

Illustration not to scale





# Basic J-Mold



## DESIGN FEATURES

Provides a clean finish at openings, edges of panels or planks and at material transitions. True size designed as an independent profile. Use as a closure/cap piece only.

## MATERIAL

6063-T5 .037"  $\pm$  .005 extruded aluminum alloy with proprietary coating that protects against harsh weather conditions and allows for paint adhesion.

## FINISH

Unless specified all XtremeTrim® items are provided in primed finish. Also available in popular siding/soffit colors in standard face only color match or full coverage CoastalColorCoating™. Clear Anodized is stocked and custom anodized is available (minimums apply).

## NOTE

Do not install XtremeTrim® J mold on horizontal applications where the exterior flange can catch water.

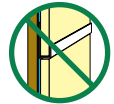
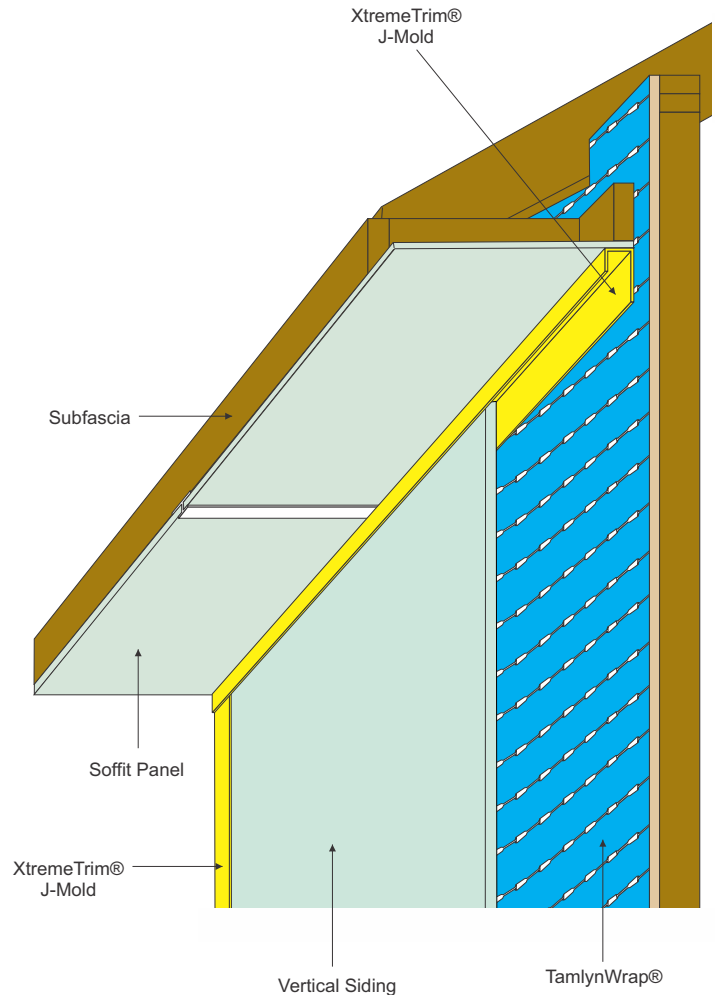
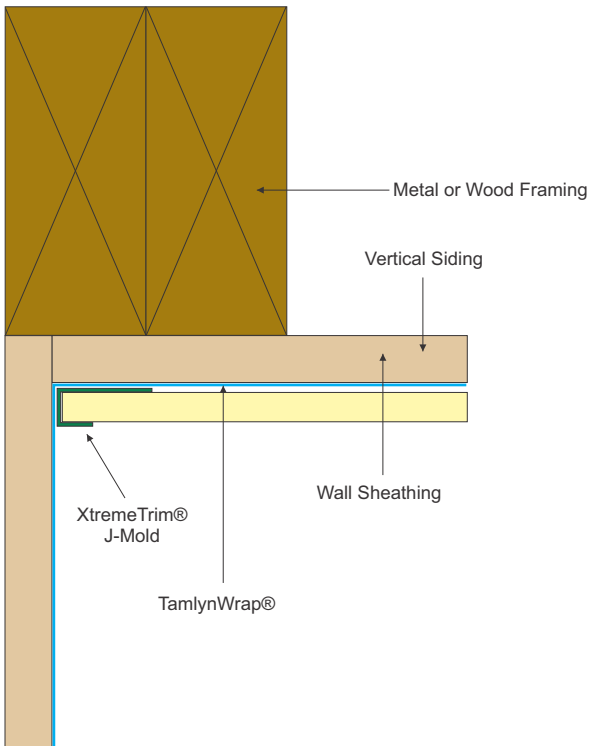


Illustration not to scale

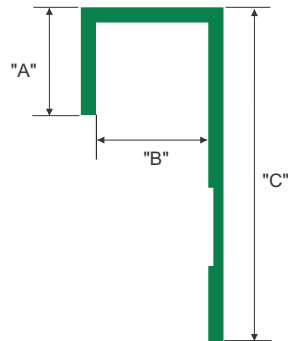
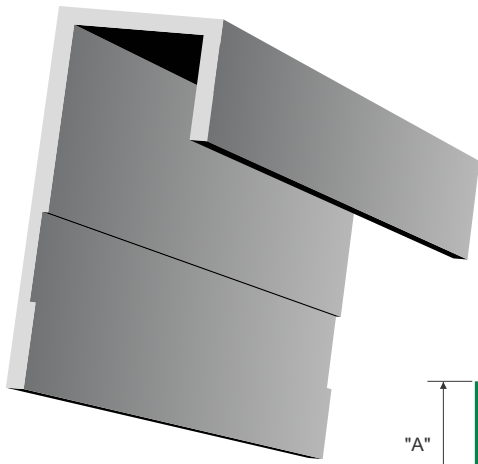
ITEM ID	"A"	"B"	"C"	SIDING SIZE
JMS5168	1"	5/16"	3/8"	5/16"
JMS7168	1"	7/16"	3/8"	7/16"
JMS588	1"	5/8"	3/8"	5/8"

All parts are 8' Length unless otherwise indicated





# Standard J-Mold



## DESIGN FEATURES

Provides a clean finish at openings, edges of panels or planks and at material transitions. Specifically designed to work in conjunction with other XtremeTrim® profiles.

## MATERIAL

6063-T5 .050" ± .005 extruded aluminum alloy with proprietary coating that protects against harsh weather conditions and allows for paint adhesion.

## FINISH

Unless specified all XtremeTrim® items are provided in primed finish. Also available in popular siding/soffit colors in standard face only color match or full coverage CoastalColorCoating™. Clear Anodized is stocked and custom anodized is available (minimums apply).

## NOTE

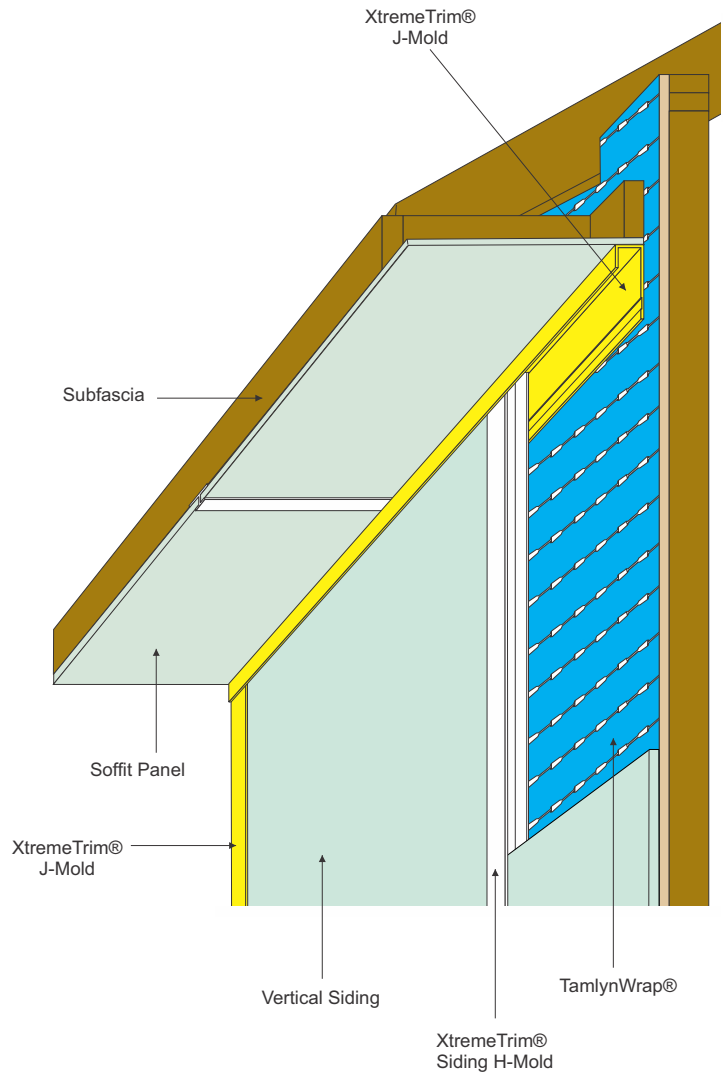
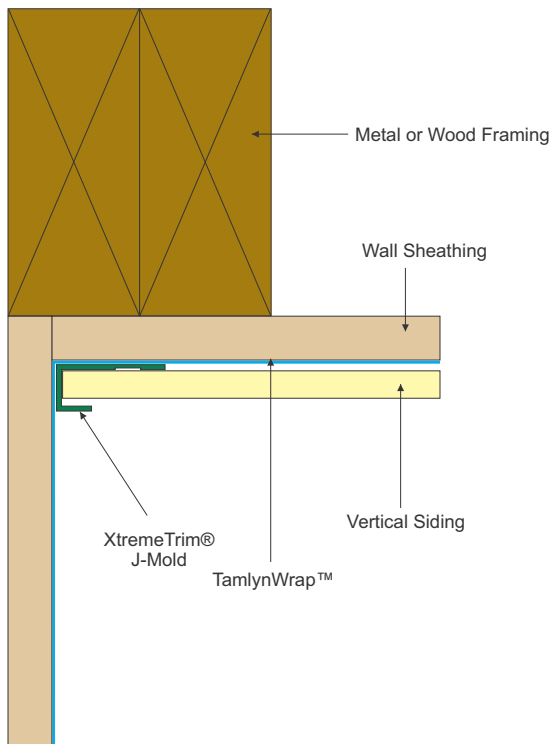
Do not install XtremeTrim® J mold on horizontal applications where the exterior flange can catch water.



Illustration not to scale

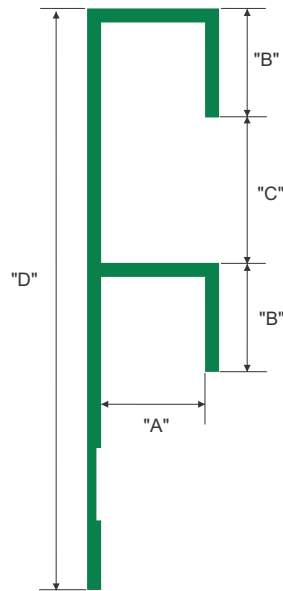

ITEM ID	"A"	"B"	"C"	SIDING SIZE
JMH51610	3/8"	3/8"	1-1/16"	5/16"
JMH71610	3/8"	15/32"	1-1/16"	7/16"
JMH5810	3/8"	5/8"	1-1/4"	5/8"
JMH3410	5/8"	3/4"	1-1/8"	3/4", 5/16" Lap
JMH110	3/8"	1"	1-1/4"	1"
JMH15	3/8"	1-1/2"	1-3/8"	1-1/2"

All parts are 10' Length unless otherwise indicated



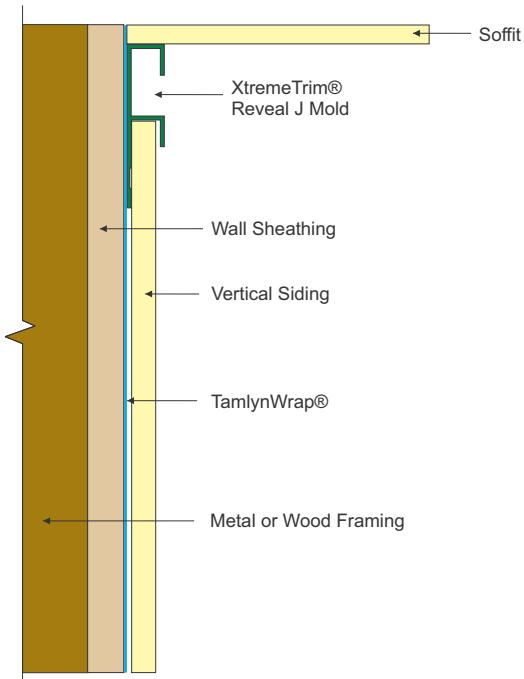


# Reveal J-Mold



ITEM ID	"A"	"B"	"C"	"D"	SIDING SIZE
JMR516	3/8"	3/8"	1/2"	1-15/16"	5/16"

All parts are 10' Length unless otherwise indicated



## DESIGN FEATURES

This is a highly versatile part that works in complement with RV and RH profiles to continue the double bar look at multiple locations on a wall. As a "J" alongside and under windows and doors, as a header at the wall/soffit transition, or the soffit/fascia turn, and even when butted as an inside corner.

## MATERIAL

6063-T5 .050" ± .005 extruded aluminum alloy with proprietary coating that protects against harsh weather conditions and allows for paint adhesion.

## FINISH

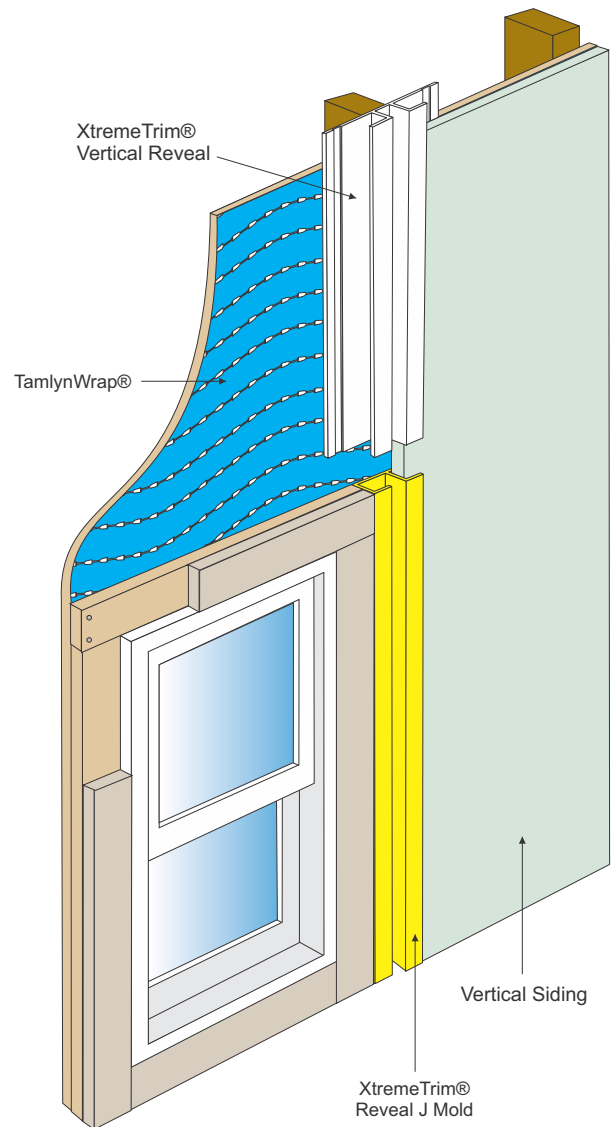
Unless specified all XtremeTrim® items are provided in primed finish. Also available in popular siding/soffit colors in standard face only color match or full coverage CoastalColorCoating™. Clear Anodized is stocked and custom anodized is available (minimums apply).

## NOTE

Do not install XtremeTrim® Reveal J mold on horizontal applications where the exterior flange can catch water.

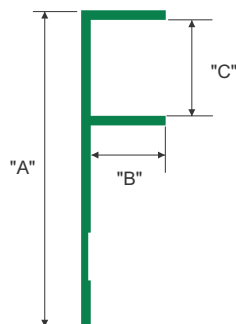



Illustration not to scale



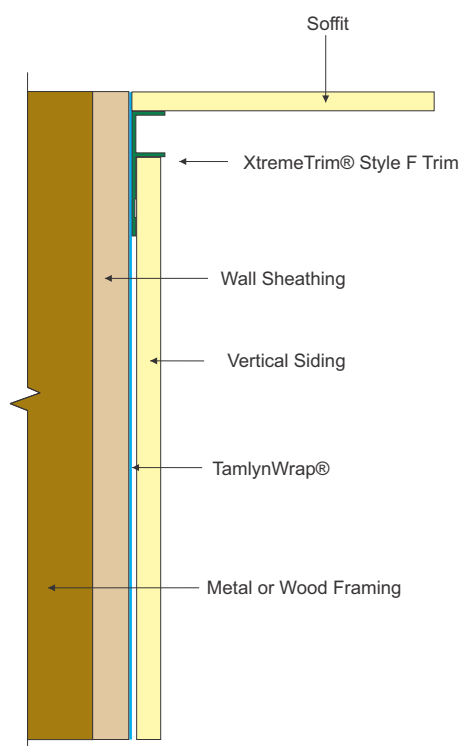


# Style "F" Trim



ITEM ID	"A"	"B"	"C"	SIDING SIZE
F516	1-5/8"	3/8"	1/2"	5/16"

All parts are 10' Length unless otherwise indicated



## DESIGN FEATURES

Design for facade / soffit transition with an appearance complementary to the Bead Reveal System. May also be used vertically to create bead effect at doors, windows, etc.

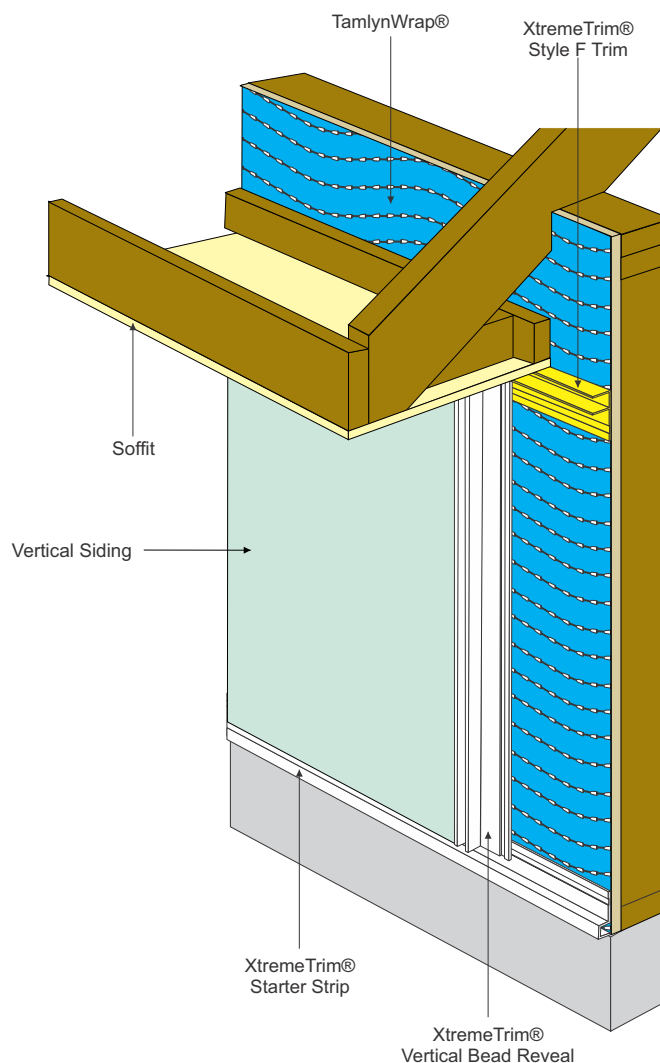
## MATERIAL

6063-T5 .050"  $\pm$  .005 extruded aluminum alloy with proprietary coating that protects against harsh weather conditions and allows for paint adhesion.

## FINISH

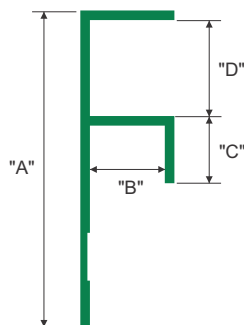

Unless specified all XtremeTrim® items are provided in primed finish. Also available in popular siding/soffit colors in standard face only color match or full coverage CoastalColorCoating™. Clear Anodized is stocked and custom anodized is available (minimums apply).

Illustration not to scale





# Style "F" Reveal Trim



## DESIGN FEATURES

Design for facade / soffit transition with an appearance complementary to the Vertical Reveal System. May also be used vertically to create reveal effect at doors, windows, etc.

## MATERIAL

6063-T5 .050"  $\pm$  .005 extruded aluminum alloy with proprietary coating that protects against harsh weather conditions and allows for paint adhesion.

## FINISH

Unless specified all XtremeTrim® items are provided in primed finish. Also available in popular siding/soffit colors in standard face only color match or full coverage CoastalColorCoating™. Clear Anodized is stocked and custom anodized is available (minimums apply).

## NOTE

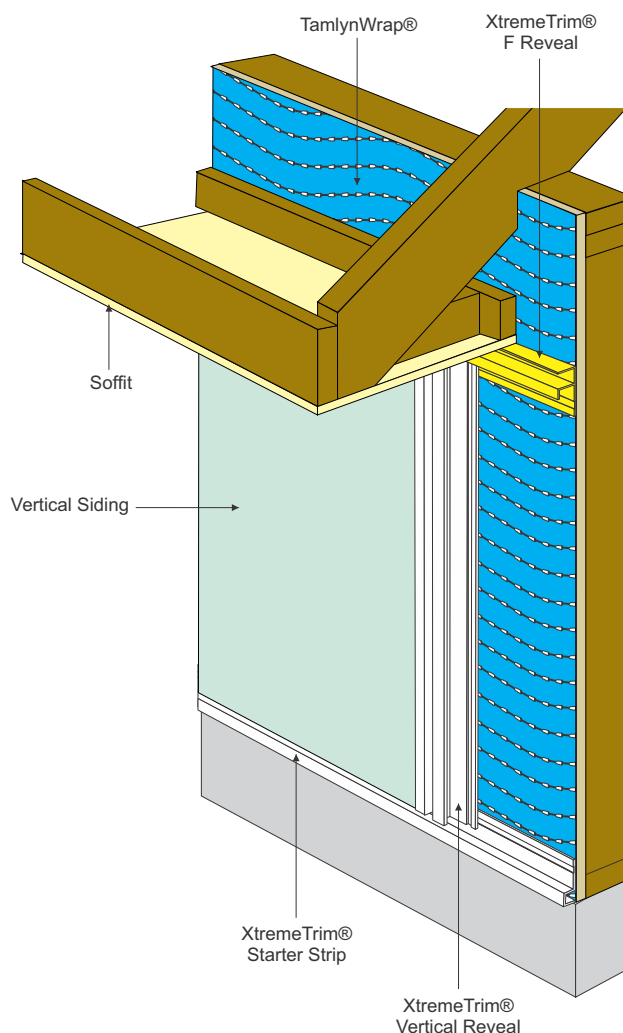
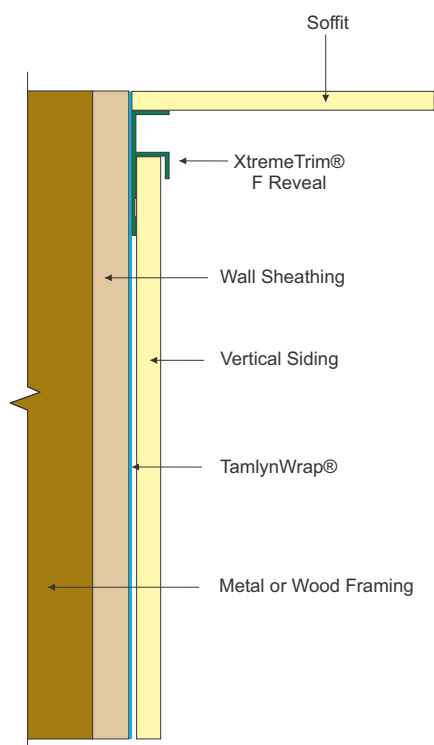
Do not install XtremeTrim® F Reveal on horizontal applications where the exterior flange can catch water.



Illustration not to scale

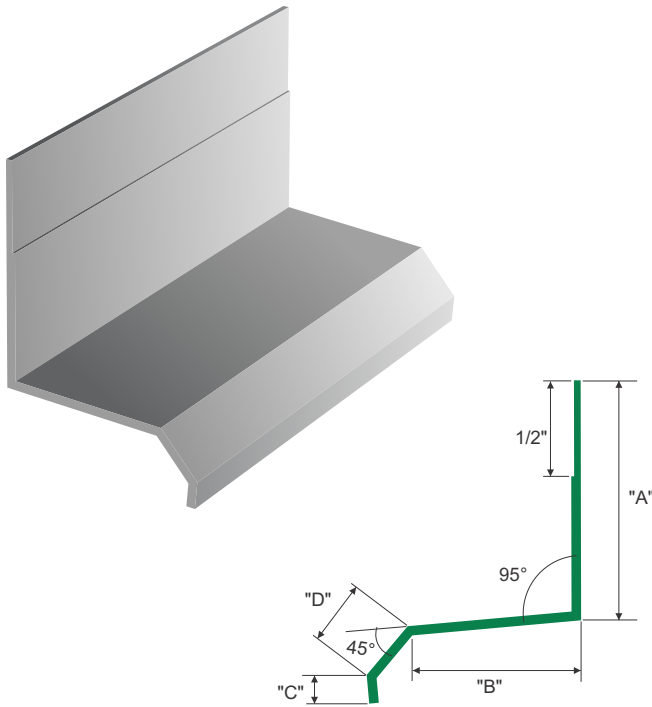
ITEM ID	"A"	"B"	"C"	"D"	SIDING SIZE
FR516	1-5/8"	3/8"	3/8"	1/2"	5/16"
FR716	1-5/8"	15/32"	3/8"	1/2"	7/16"
FR34	1-5/8"	3/4"	3/8"	1/2"	3/4", 5/16" Lap

All parts are 10' Length unless otherwise indicated





# Window/Head Flashing



## DESIGN FEATURES

Provides an easy to install and long-lasting method of minimizing water penetration. Used over window trim, band boards, panel intersections, and other vertical surfaces.

## MATERIAL

6063-T5 .050"  $\pm$  .005 extruded aluminum alloy with proprietary coating that protects against harsh weather conditions and allows for paint adhesion.

## FINISH

Unless specified all XtremeTrim® items are provided in primed finish. Also available in popular siding/soffit colors in standard face only color match or full coverage CoastalColorCoating™. Clear Anodized is stocked and custom anodized is available (minimums apply).

## NOTES

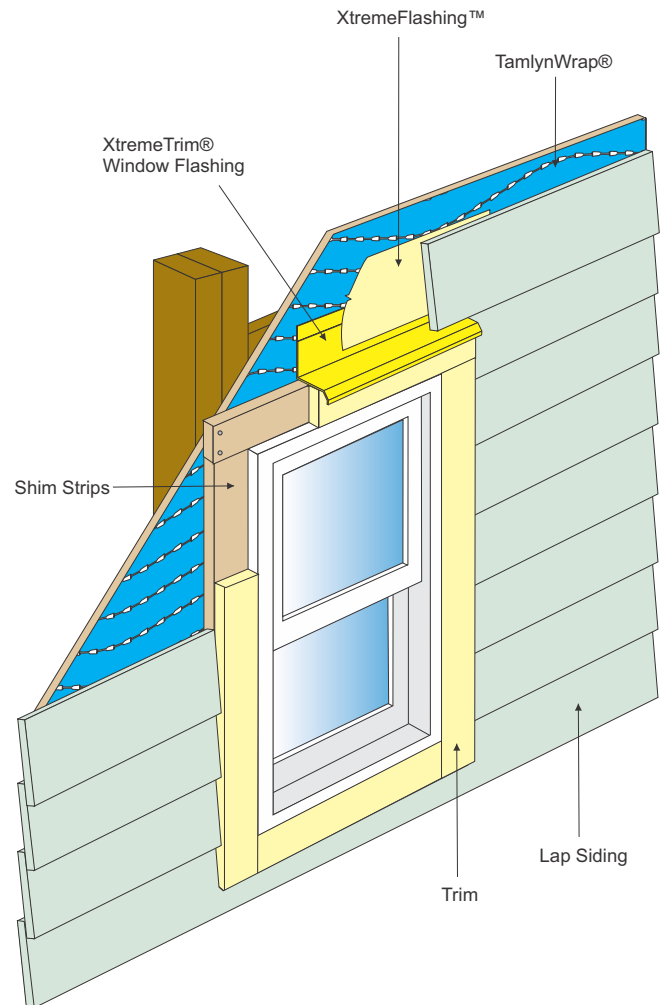
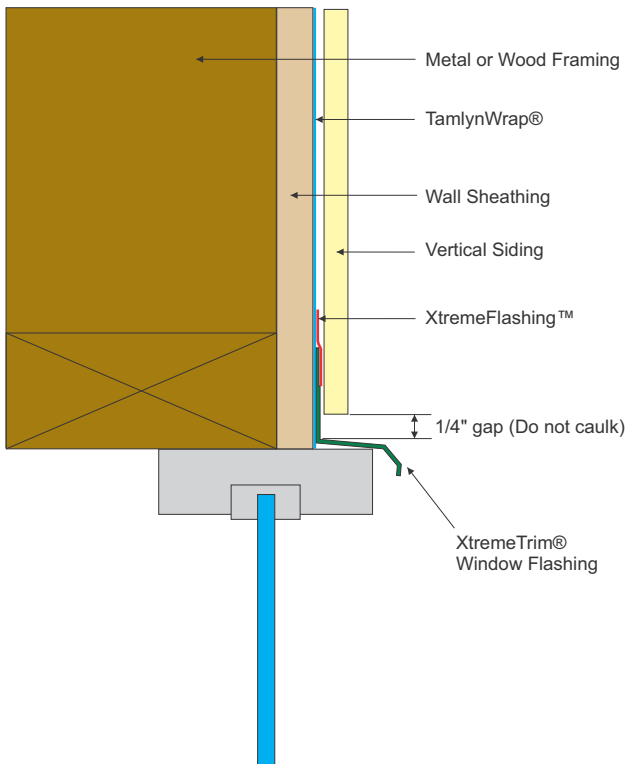
Do not install XtremeTrim® Window Flashing on horizontal applications where the exterior flange can catch water.



Illustration not to scale

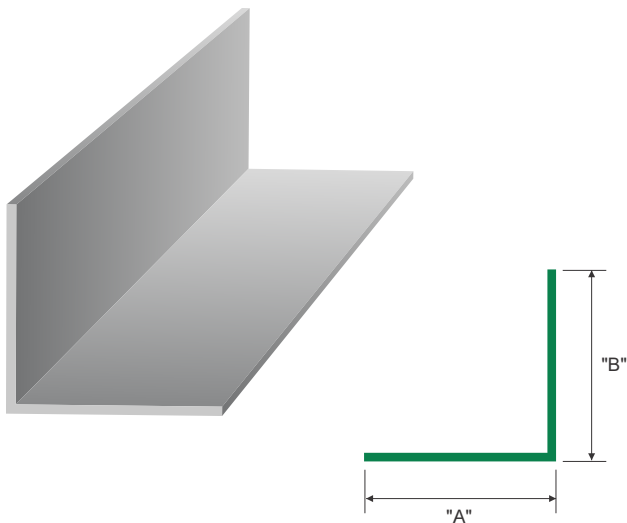
ITEM ID	"A"	"B"	"C"	"D"
XWF788	1-1/4"	7/8"	5/32"	5/16"
XWF1148	1-3/4"	1-1/4"	5/32"	5/16"
XWF1128	1-1/4"	1-1/2"	5/32"	5/16"
XWF1588	1-1/4"	1-5/8"	5/32"	5/16"

All parts are 8' Length unless otherwise indicated





# "L" Transition Trim



## DESIGN FEATURES

Simple angle trim that can be adaptively used for multiple applications such as transition bar from panel to siding. Can also be used for facade/soffit transition and as an abutted stop alongside windows and doors.

## MATERIAL

6063-T5 .045"  $\pm$  .005 extruded aluminum alloy with proprietary coating that protects against harsh weather conditions and allows for paint adhesion.

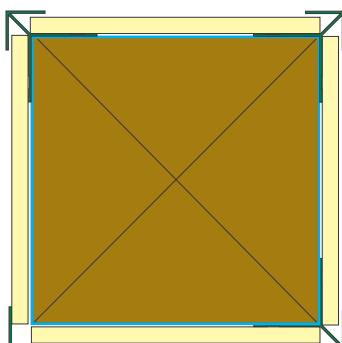
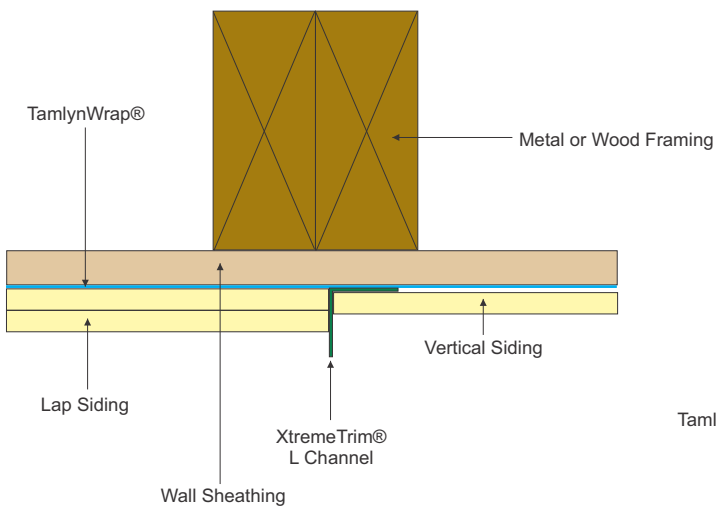
## FINISH

Unless specified all XtremeTrim® items are provided in primed finish. Also available in popular siding/soffit colors in standard face only color match or full coverage CoastalColorCoating™. Clear Anodized is stocked and custom anodized is available (minimums apply).

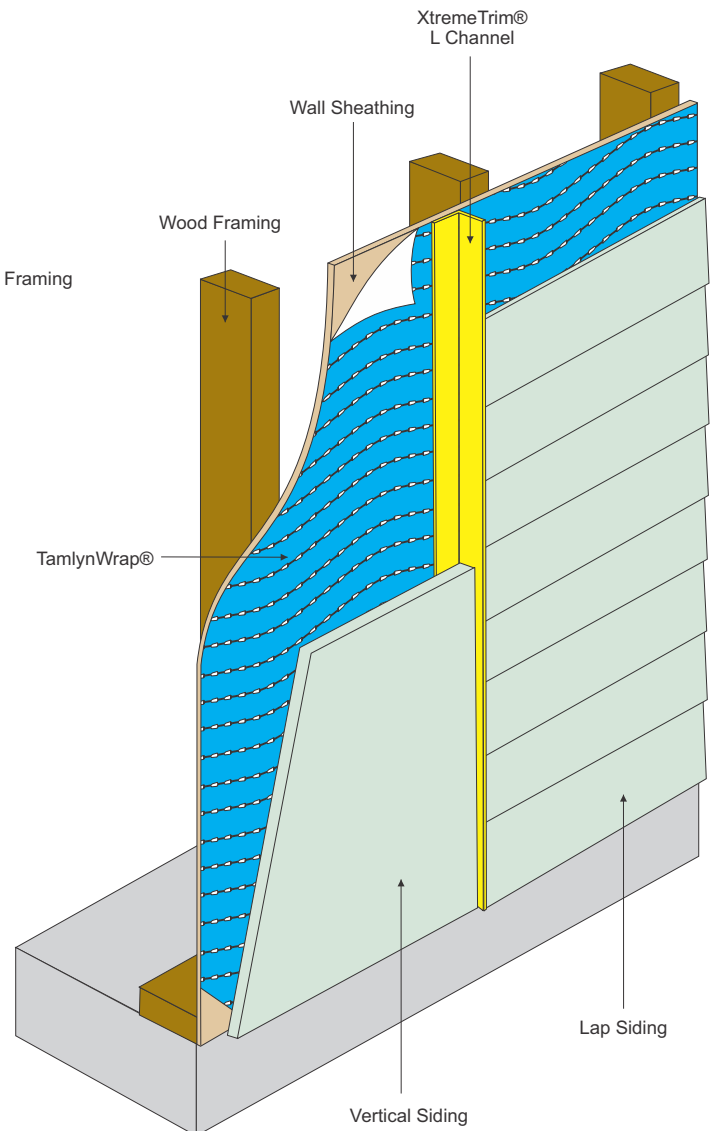
Illustration not to scale

ITEM ID	"A"	"B"
XL34	3/4"	3/4"
XL1	1"	1"
XL15	1-1/2"	1-1/2"

All parts are 10' Length unless otherwise indicated

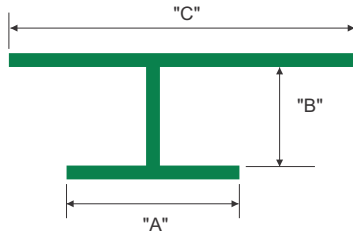



Typical Column Wrap Detail:  
Utilize XOCLP and XL





# Soffit H-Mold



ITEM ID	"A"	"B"	"C"	SIDING/SOFFIT SIZE
XHM148	1/2"	9/32"	1"	1/4"
XHM5168	1/2"	11/32"	1"	5/16"

All parts are 8' Length unless otherwise indicated

## DESIGN FEATURES

Designed to work as a system component with Tamlyn vinyl soffit vent products and most soffit panel materials. Covers the end seams of the soffit material and vents, providing a cleaner transition than simply butting the vents and panels end to end. XHM5168 can be used as a vertical panel joint cover in some low elevation applications.

## MATERIAL

6063-T5 .040"  $\pm$  .005 extruded aluminum alloy with proprietary coating that protects against harsh weather conditions and allows for paint adhesion.

## FINISH

Unless specified all XtremeTrim® items are provided in primed finish. Also available in popular siding/soffit colors in standard face only color match or full coverage CoastalColorCoating™.

## NOTE

Use of the XtremeTrim® H-Mold at vertical or horizontal siding joints is not recommended.

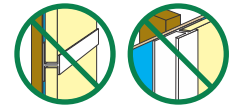
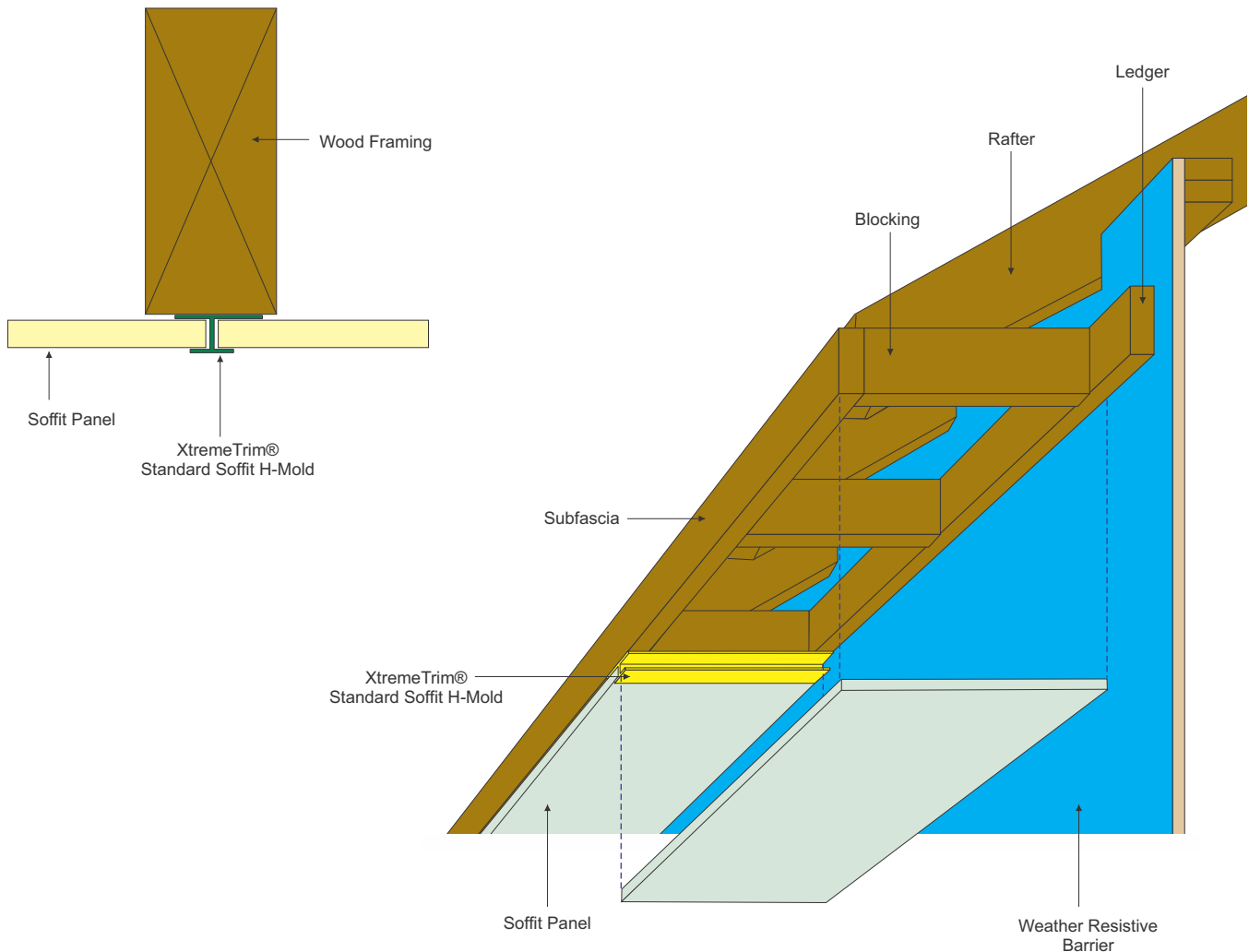
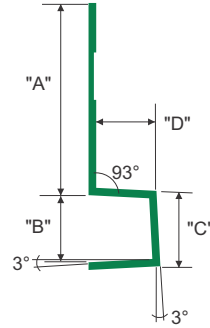



Illustration not to scale



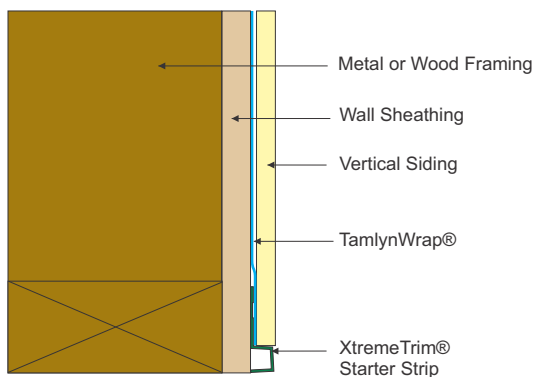
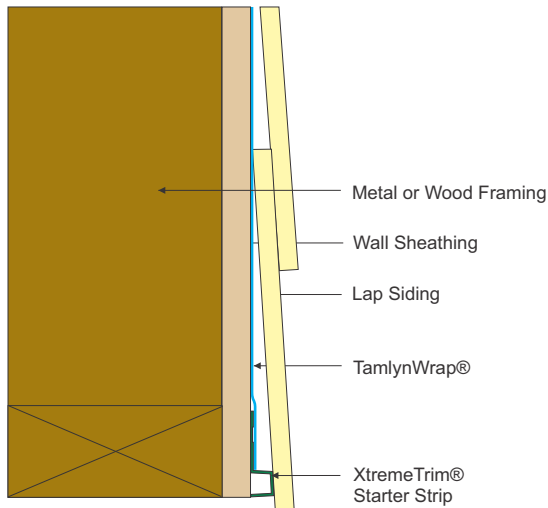


# Starter Strip



ITEM ID	"A"	"B"	"C"	"D"	SIDING SIZE
XS516	1"	5/16"	3/8"	5/16"	5/16" Lap or Panel
SS8 (PVC)	1"	5/16"	3/8"	5/16"	5/16" Lap or Panel

All parts are 8' Length unless otherwise indicated



## DESIGN FEATURES

Starter/bottom course for both vertical and lap siding. Provides ease-of-installation with correct angle.

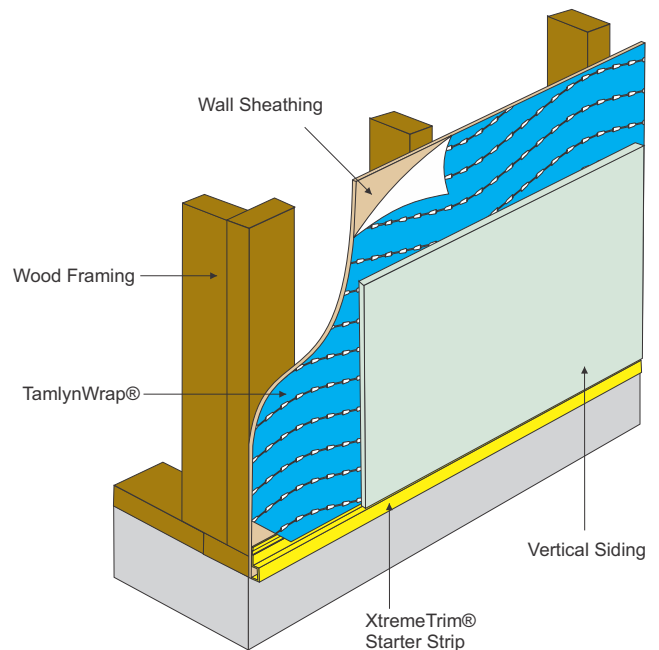
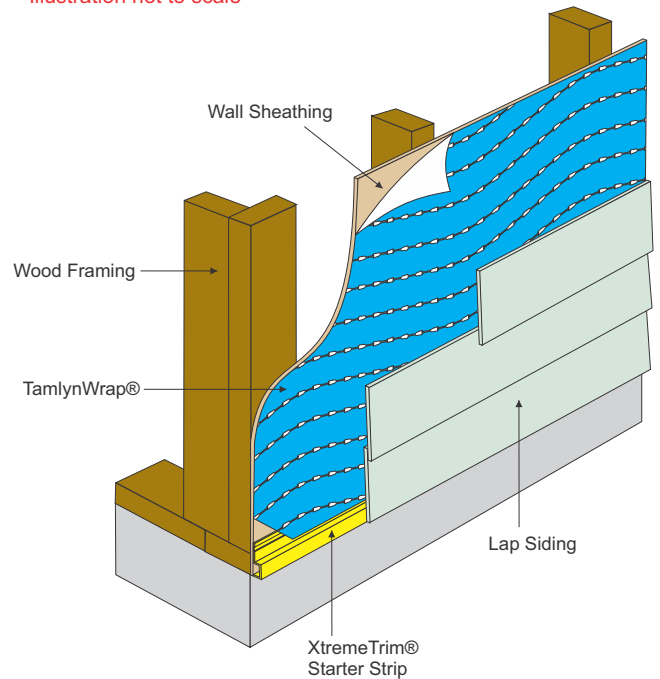
## MATERIAL

6063-T5 .040" ± .005 extruded aluminum alloy with proprietary coating that protects against harsh weather conditions and allows for paint adhesion. Also available in extruded rigid PVC, industry-standard, durable, chemically resistant product designed for outdoor weatherability.

## FINISH

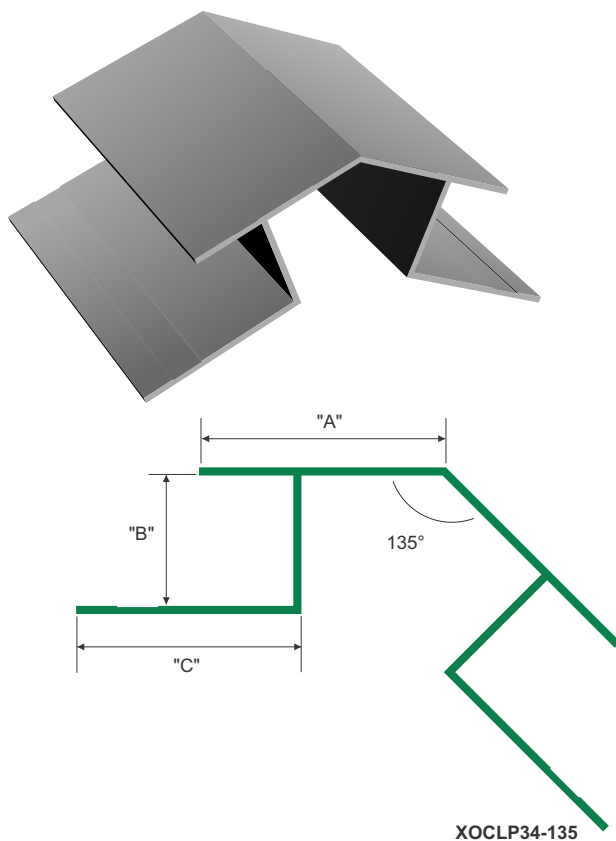
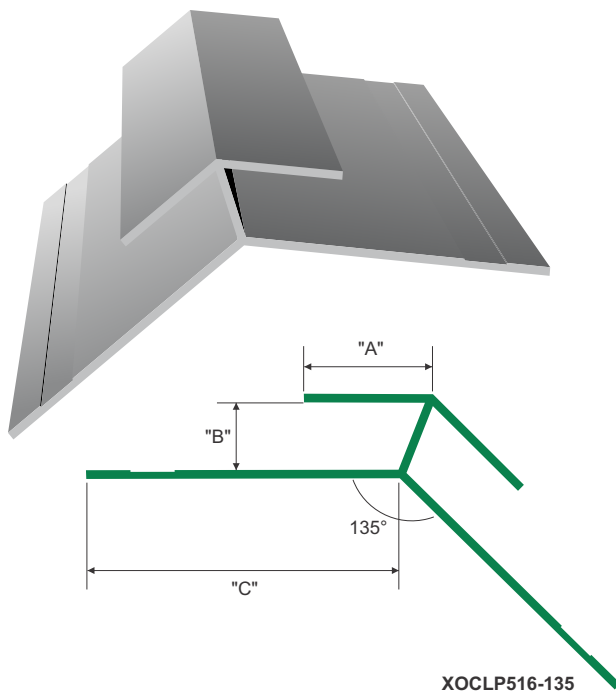
Unless specified all XtremeTrim® items are provided in primed finish. Also available in popular siding/soffit colors in standard face only color match or full coverage CoastalColorCoating™. Clear Anodized is stocked and custom anodized is available (minimums apply).

Illustration not to scale





# 135° Low Profile Outside Corner



ITEM ID	"A"	"B"	"C"	SIDING SIZE
XOCLP516-135	3/4"	3/8"	1-3/4"	5/16"
XOCLP34-135	1-1/2"	3/4"	1-3/8"	3/4", 5/16" Lap

All parts are 10' Length unless otherwise indicated

## DESIGN FEATURES

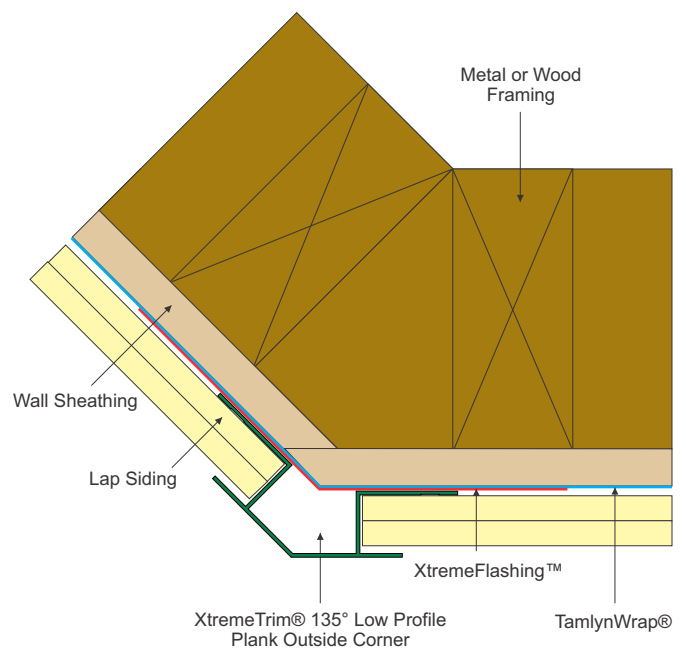
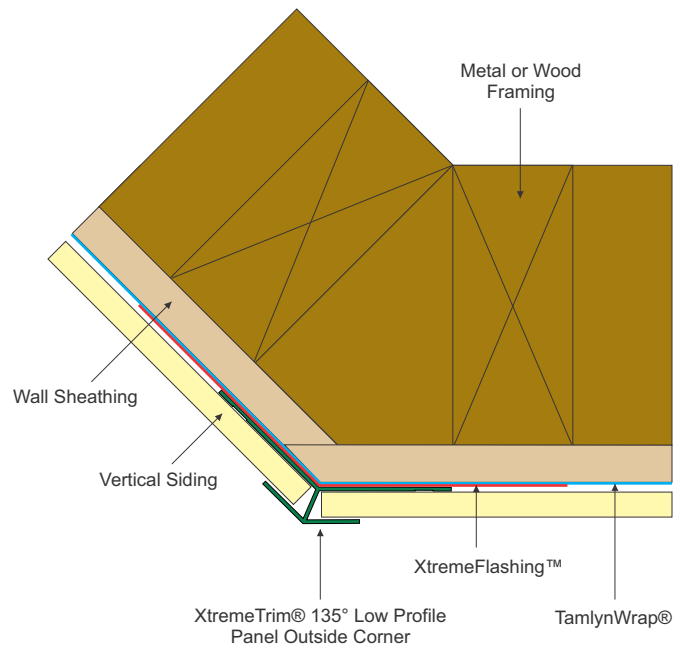
Corresponds in face sizes to 90° standard low profile corners. Works well with all vertical options. Will be available for 5/16" vertical siding panel or lap siding.

## MATERIAL

6063-T5 .050" ± .005 extruded aluminum alloy with proprietary coating that protects against harsh weather conditions and allows for paint adhesion.

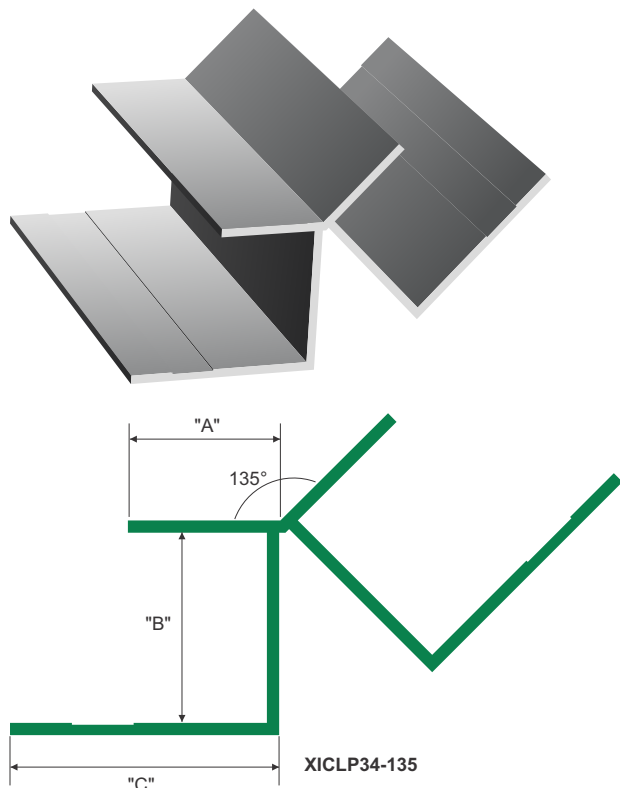
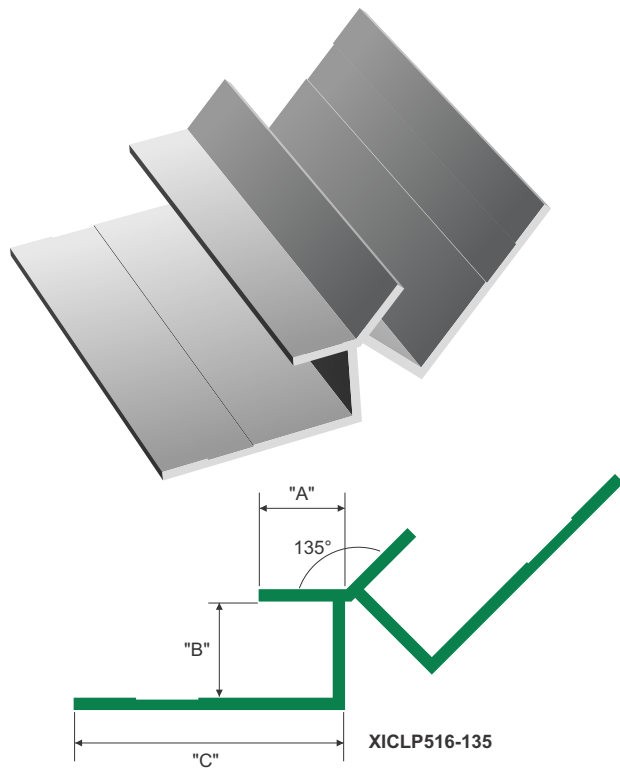
## FINISH

Unless specified all XtremeTrim® items are provided in primed finish. Also available in popular siding/soffit colors in standard face only color match or full coverage CoastalColorCoating™. Clear Anodized is stocked and custom anodized is available (minimums apply).





# 135° Low Profile Inside Corner



ITEM ID	"A"	"B"	"C"	SIDING SIZE
XICLP516-135	3/8"	3/8"	1-1/8"	5/16"
XICLP34-135	5/8"	3/4"	1-1/8"	3/4", 5/16" Lap

All parts are 10' Length unless otherwise indicated

## DESIGN FEATURES

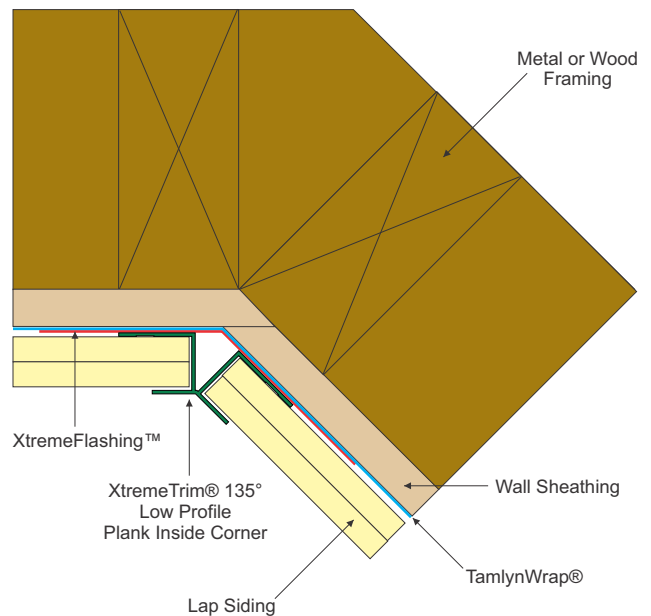
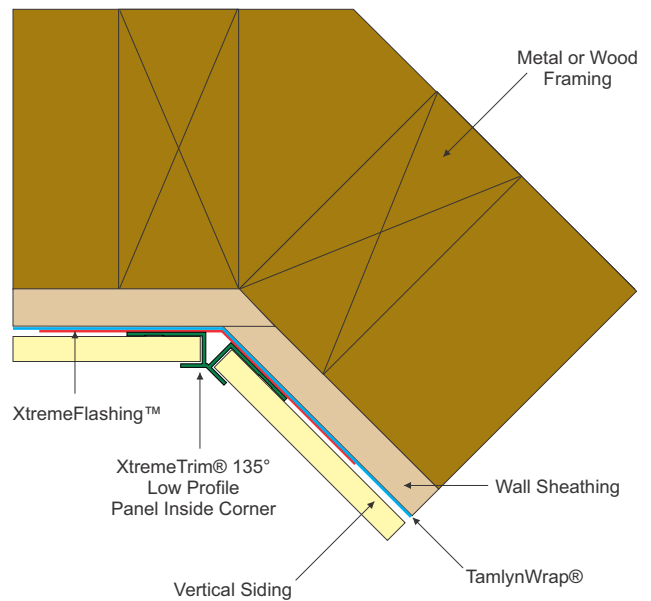
Corresponds in face sizes to 90° standard low profile corners. Works well with all vertical options. Will be available for 5/16" vertical siding panel or lap siding.

## MATERIAL

6063-T5 .050" ± .005 extruded aluminum alloy with proprietary coating that protects against harsh weather conditions and allows for paint adhesion.

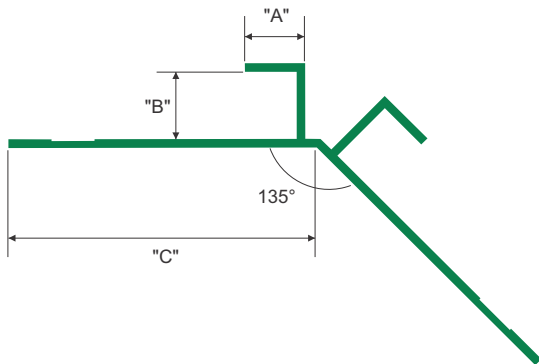

## FINISH

Unless specified all XtremeTrim® items are provided in primed finish. Also available in popular siding/soffit colors in standard face only color match or full coverage CoastalColorCoating™. Clear Anodized is stocked and custom anodized is available (minimums apply).





# 135° Reveal Open Outside Corner



ITEM ID	"A"	"B"	"C"	SIDING SIZE
XOCR516-135	3/8"	3/8"	1-3/4"	5/16"

All parts are 10' Length unless otherwise indicated

## DESIGN FEATURES

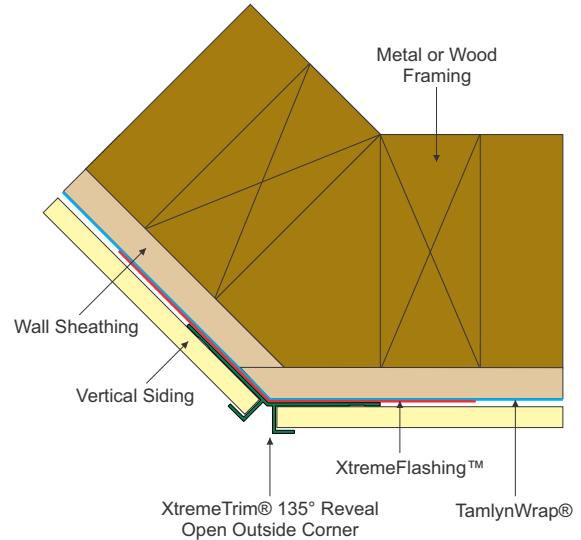
Corresponds in face sizes to 90° standard reveal corners. Works well with all vertical options. Will be available for 5/16" vertical siding panel.

## MATERIAL

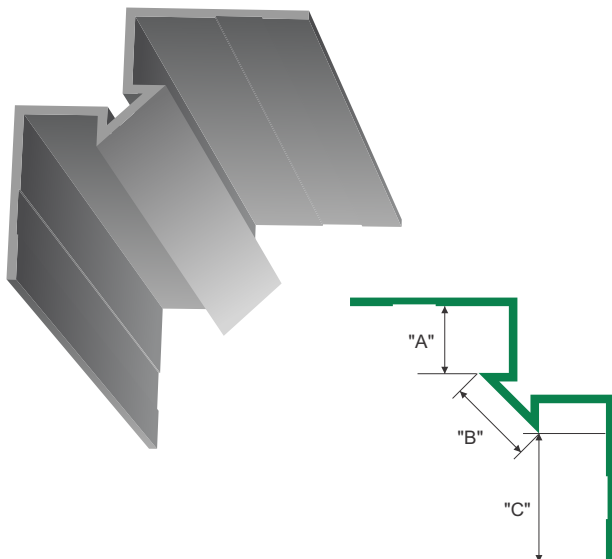
6063-T5 .050" ± .005 extruded aluminum alloy with proprietary coating that protects against harsh weather conditions and allows for paint adhesion.

## FINISH

Unless specified all XtremeTrim® items are provided in primed finish. Also available in popular siding/soffit colors in standard face only color match or full coverage CoastalColorCoating™. Clear Anodized is stocked and custom anodized is available (minimums apply).



# XtremeTrim® Blunt Inside Corner



ITEM ID	"A"	"B"	"C"	SIDING SIZE
XICBL516-135	3/8"	1/2"	3/4"	5/16"

All parts are 10' Length unless otherwise indicated

## DESIGN FEATURES

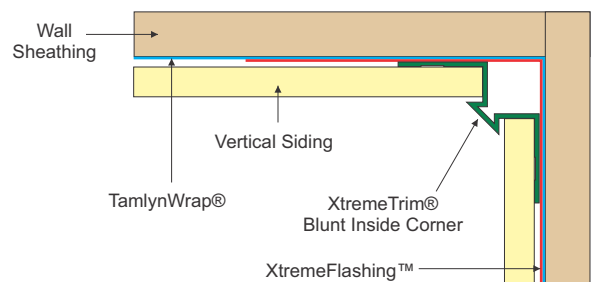
New unique design creates an aesthetically attractive blunt inside corner look, to work with the strong durable blunt outside corner with vertical siding panels.

## MATERIAL

6063-T5 .050" ± .005 extruded aluminum alloy with proprietary coating that protects against harsh weather conditions and allows for paint adhesion.

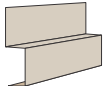
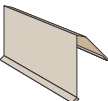
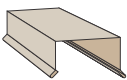
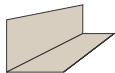
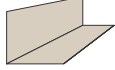

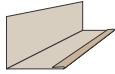
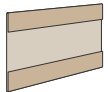
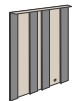
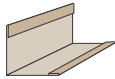
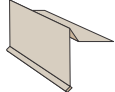

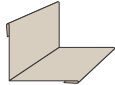
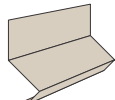

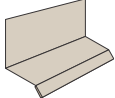
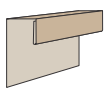

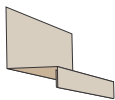
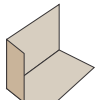
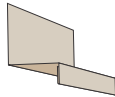
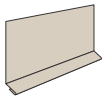
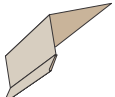
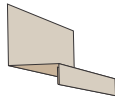
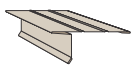
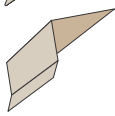
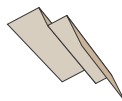
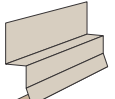
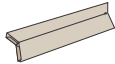
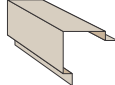
## FINISH

Unless specified all XtremeTrim® items are provided in primed finish. Also available in popular siding/soffit colors in standard face only color match or full coverage CoastalColorCoating™. Clear Anodized is stocked and custom anodized is available (minimums apply).





# XtremeColor™ Flashing Table of Contents

	<b>2TF</b> Page 66 Counter Flashing		<b>FC</b> Page 69 Fascia Cap Roof Edge		<b>PCF</b> Page 70 Parapet/Coping Flashing
	<b>BF</b> Page 67 Angle/Base Flashing		<b>FS</b> Page 67 Step Flashing		<b>PF</b> Page 76 Plank Flash
	<b>BFH</b> Page 67 Angle/Base Flashing		<b>FTF4</b> Page 66 Counter Flashing		<b>PLPF</b> Page 76 ProLine Plank Flash
	<b>BFHH</b> Page 67 Angle/Base Flashing		<b>GS</b> Page 69 Gravel Stop Roof Edge		<b>RFF</b> Page 66 Reglet Flashing
	<b>BFRH</b> Page 67 Angle/Base Flashing		<b>HBD</b> Page 74 Horizontal Transition		<b>RFI</b> Page 66 Reglet Flashing
	<b>BL</b> Page 74 Stone Ledger Flashing		<b>JMF</b> Page 70 J Flashing		<b>TC</b> Page 75 XtremeCoil
	<b>BL4158</b> Page 71 Deck Ledger Flashing		<b>KOF/KOFR</b> Page 75 Kick Out Flashing		<b>VWF</b> Page 71 Window Flashing
	<b>CF4</b> Page 66 Counter Flashing		<b>ME</b> Page 68 Angle Roof Edge		<b>VZB</b> Page 73 Z Flashing
	<b>DL</b> Page 68 Overhang Roof Edge		<b>MG</b> Page 68 Angle Roof Edge		<b>XIC</b> Page 72 Inside Corner
	<b>F2TF</b> Page 66 Counter Flashing		<b>OCI</b> Page 73 Individual Outside Corner		<b>XOCBT</b> Page 72 Outside Corner

## XtremeColor™ Flashing General Information

Tamlyn has capability to provide an extensive range of both standard and custom profiles in multiple materials as required for many specifications.

### Material

These include 26 Ga primed steel, 26 Ga custom painted steel, aluminum in .019 or .040 primed, color matched, custom painted, and .040 clear anodized.

### Pricing

Price will round up to the next larger size than actual need. Minimum numbers of pieces to produce will be dictated by strip width also.

Price for XtremeColor™ fabricated items will depend on availability of coil stock in color desired or necessity of custom color matching.

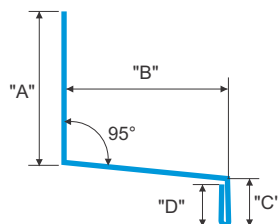
### Product Sizing

The following pages illustrate the profiles considered to be "standard". Most are

designed as SPECIFY for the dimensions to be formed. Always keep material optimization in mind when developing parts.

Raw stock availability dictates that pricing of all items where dimensions can be modified are based **ONLY** on the following strip/blank widths, 4", 6", 8", 10", 12", 16", 18", 24".

### Calculating Special Part Dimensions



$$\text{Add } A + B + C + D = X$$

**X = Actual strip/blank required**

Refer to list of acceptable strip/blank sizes for next size up if not an exact size.

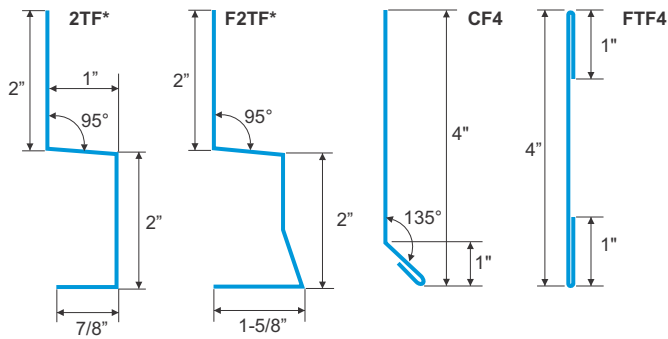
### Production Acceptance

All custom shapes require sign-off of shop drawing prior to production. On the following pages in this section all dimensions shown are nominal, not exact.

### Limited Warranty

Tamlyn warrants defective-free products for a period of 10 years for the original purchaser unless otherwise stated for the specific product ordered. This warranty does not apply in the event products are altered in any way or are improperly installed. Liability is limited to replacement of products proven to be defective. Tamlyn has made no other warranty, express or implied, regarding its products, including but not limited to, any warranty regarding merchantability or fitness for a specific purpose. Any claim that a product is defective must be brought within 1 month of the date of installation of such products to the original purchaser. Customer hereby agrees that no other incidental or consequential damages are the responsibility of Tamlyn.





## DESIGN FEATURES

Designed to provide clearance between siding products and roofs, decks, paths, steps, driveways or any other solid surfaces. FTF4 can be further field formed to create special job parts.

\*Code requirement in some markets.

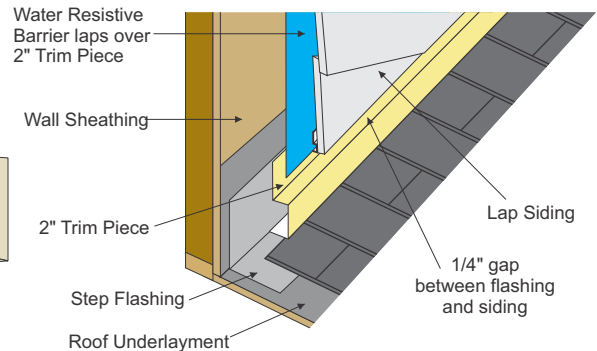
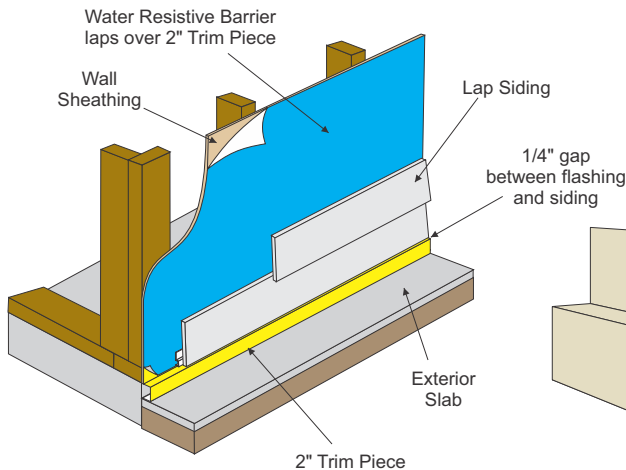
## MATERIAL

**Primed:** .019" ± .003 Galvanized steel with proprietary coating that protects against harsh weather conditions and allows for paint adhesion.

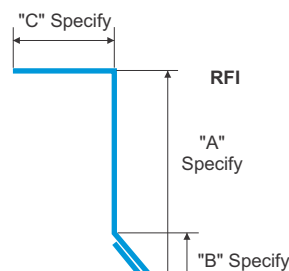
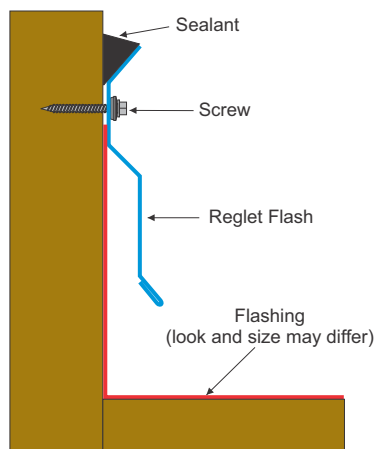
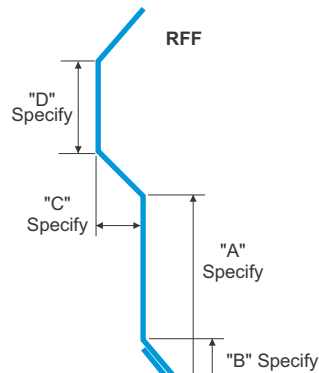
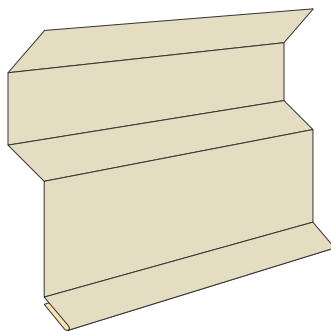
**Color Matched:** .019 ± .003 Aluminum sheet coated 2 sides with paint system that is specifically formulated for exterior applications.

Available in most popular Siding and Soffit colors. Specify color code using Color Palette on page 6.

8' Length Standard. All dimensions are nominal.



# Reglet Flashing



## DESIGN FEATURES

Illustrated are examples of ways TAMLYN can produce appropriate reglet flash for your project. Based on the height of the wall to be flashed, the composition of the wall surface, and whether hidden or exposed fasteners are desired, the fabrication will be produced from first quality materials and is available pre-finished or ready to paint.

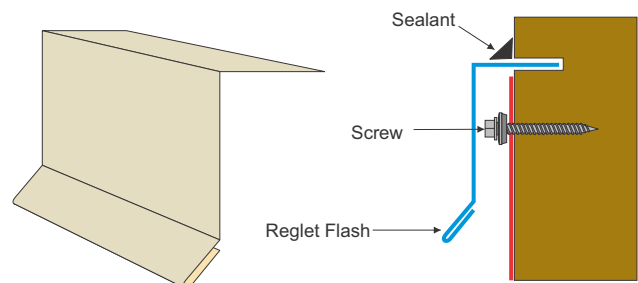
## MATERIAL

**Primed:** .019" ± .003 Galvanized steel with proprietary coating that protects against harsh weather conditions and allows for paint adhesion.

**Color Matched:** .019 ± .003 Aluminum sheet coated 2 sides with paint system that is specifically formulated for exterior applications.

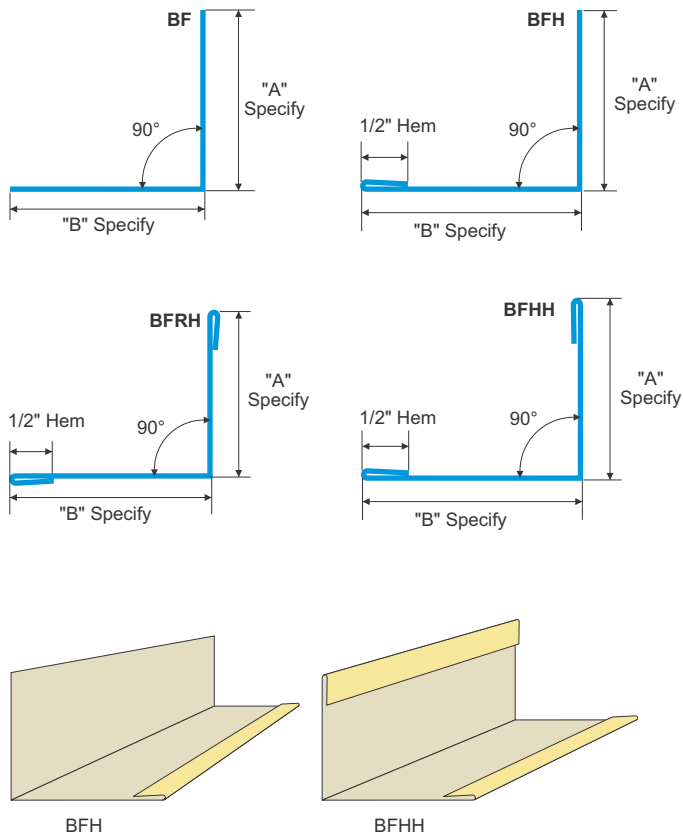
Available in most popular Siding and Soffit colors. Specify color code using Color Palette on page 6.

8' Length Standard. All dimensions are nominal.





# Angle/Base Flashing



## DESIGN FEATURES

Efficient wall to roof application. Protects against leaks at walls and chimneys to roof connections.

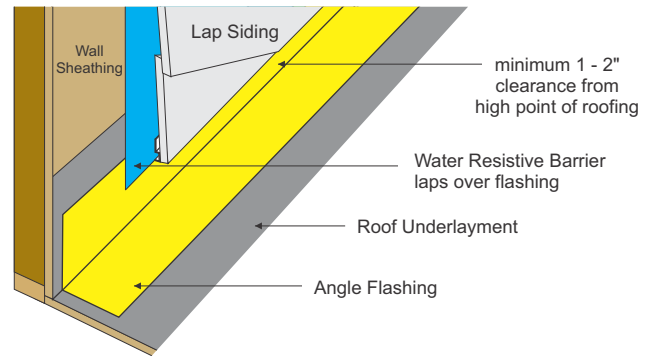
## MATERIAL

**Primed:** .019" ± .003 Galvanized steel with proprietary coating that protects against harsh weather conditions and allows for paint adhesion.

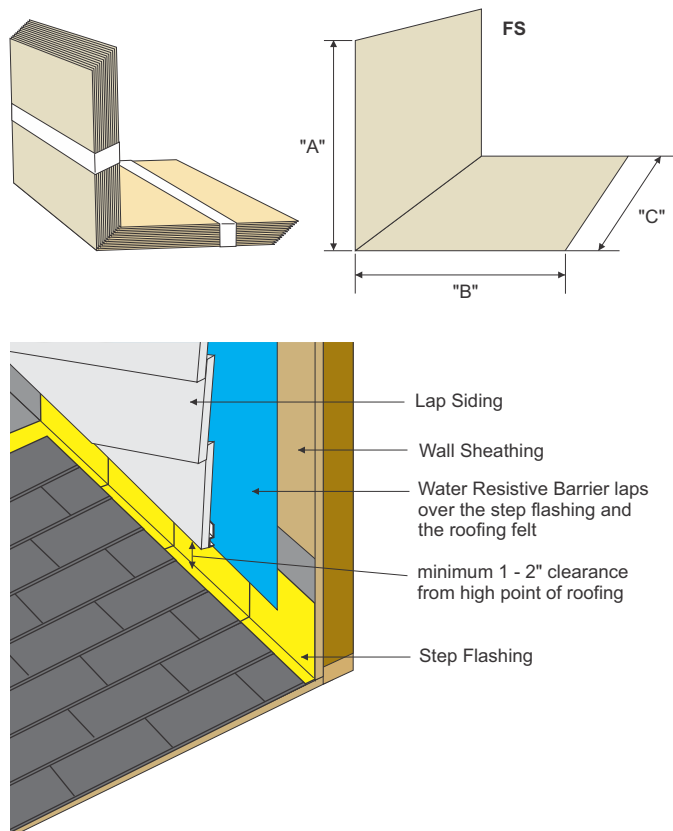
**Color Matched:** .019 ± .003 Aluminum sheet coated 2 sides with paint system that is specifically formulated for exterior applications.

Available in most popular Siding and Soffit colors. Specify color code using Color Palette on page 6.

8' Length Standard. All dimensions are nominal.



# Step Flashing



## DESIGN FEATURES

Multiple uses including chimney and skylight flashing. Furnished in pre-cut, user friendly pieces; no need to spend valuable time cutting 10' flashing pieces to required shorter lengths.

## MATERIAL

**Primed:** .019" ± .003 Galvanized steel with proprietary coating that protects against harsh weather conditions and allows for paint adhesion.

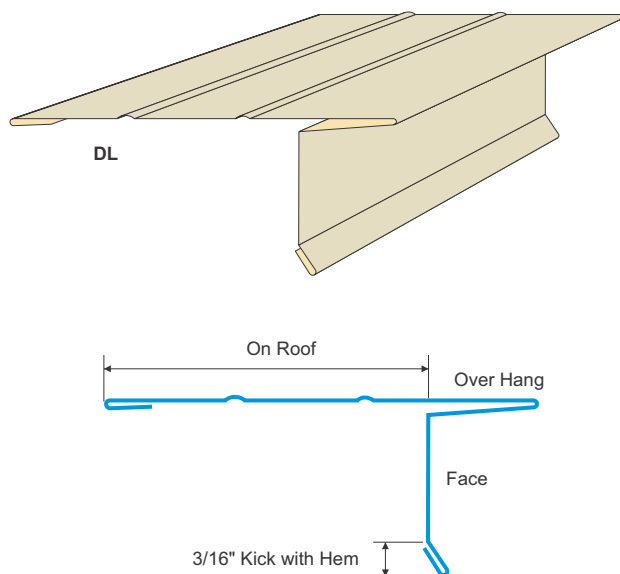
**Color Matched:** .019 ± .003 Aluminum sheet coated 2 sides with paint system that is specifically formulated for exterior applications.

Available in most popular Siding and Soffit colors. Specify color code using Color Palette on page 6.

ITEM ID	"A"	"B"	"C"
FS448	4"	4"	8"
FS6612	6"	6"	12"



## Overhang Roof Edge - Drip Edge



ITEM ID	FACE	ON ROOF	GIRTH
DL1545	1-1/2"	1-5/8"	4-1/2"
DL1560	1-1/2"	3"	6"

### DESIGN FEATURES

Deflects water away from fascia board. Overhang lip protects shingle edge at roof line.

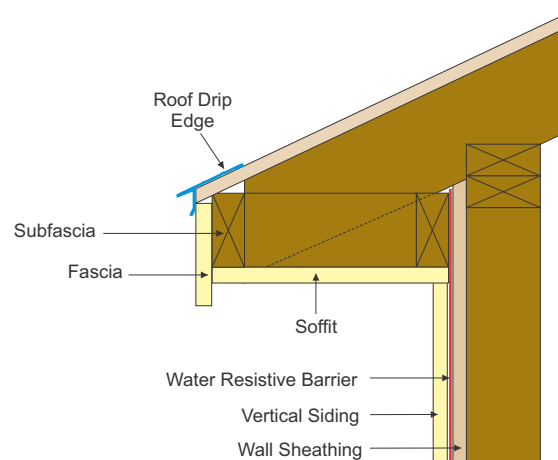
### MATERIAL

**Primed:** .019" ± .003 Galvanized steel with proprietary coating that protects against harsh weather conditions and allows for paint adhesion.

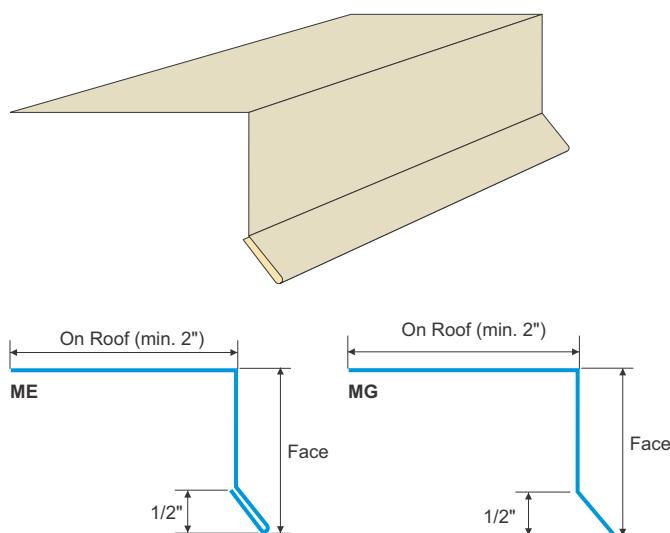
**Color Matched:** .019 ± .003 Aluminum sheet coated 2 sides with paint system that is specifically formulated for exterior applications.

Available in most popular Siding and Soffit colors. Specify color code using Color Palette on page 6.

10' Length Standard. All dimensions are nominal.



## Angle Roof Edge



ITEM ID	FACE	ON ROOF	GIRTH
ME130	1"	2"	3"
ME240	2"	2"	4"
ME360	3"	3"	6"
MG130	1"	2"	3"
MG240	2"	2"	4"
MG360	3"	3"	6"

### DESIGN FEATURES

Deflects water away from fascia board. Basic roof edge profile.

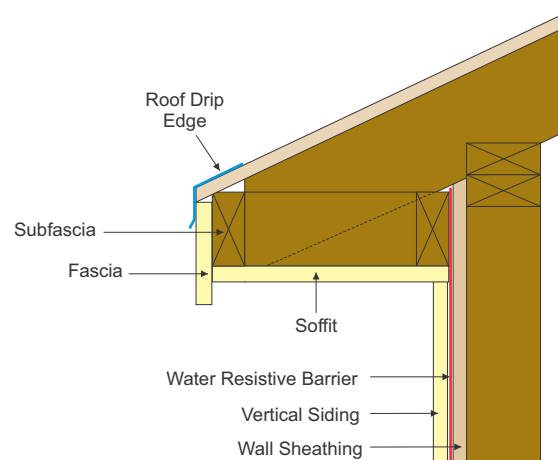
### MATERIAL

**Primed:** .019" ± .003 Galvanized steel with proprietary coating that protects against harsh weather conditions and allows for paint adhesion.

**Color Matched:** .019 ± .003 Aluminum sheet coated 2 sides with paint system that is specifically formulated for exterior applications.

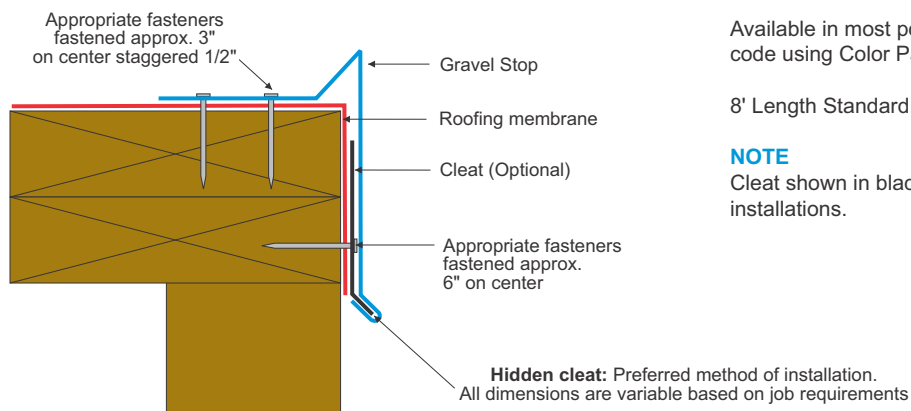
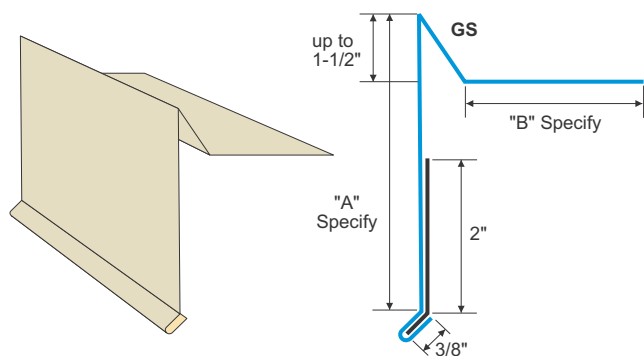
Available in most popular Siding and Soffit colors. Specify color code using Color Palette on page 6.

8' Length Standard. All dimensions are nominal.





# Gravel Stop Roof Edge



## DESIGN FEATURES

The correct edge that is to be installed at the conjunction of a wall surface and a flat or built-up roof deck. TAMLYN offers both a conventional 3/4" knuckle for gravel roofs and a 1/4" knuckle for modified roofing. We can adapt the face and deck dimensions to meet your job requirements, and parts are available in either aluminum or pre-primed galvanized steel.

**Primed:** .019" ± .003 Galvanized steel with proprietary coating that protects against harsh weather conditions and allows for paint adhesion.

**Color Matched:** .019 ± .003 Aluminum sheet coated 2 sides with paint system that is specifically formulated for exterior applications.

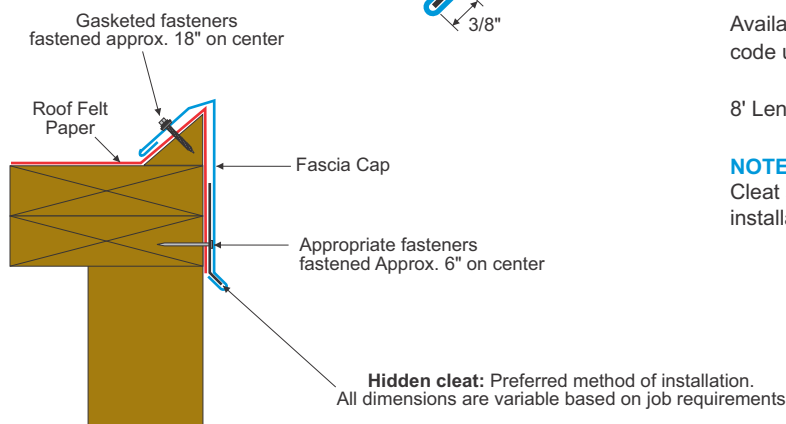
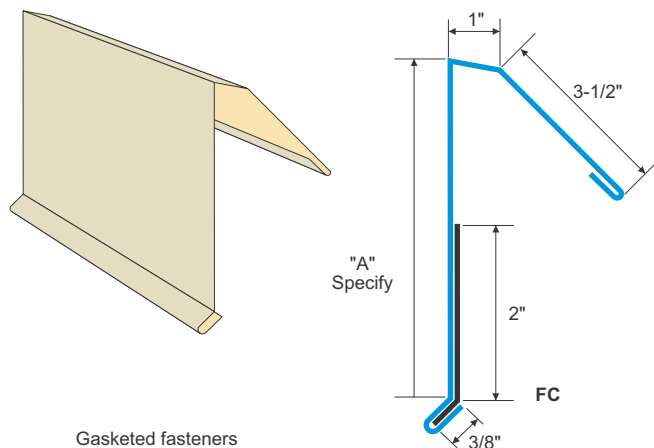
Available in most popular Siding and Soffit colors. Specify color code using Color Palette on page 6.

8' Length Standard. All dimensions are nominal.

## NOTE

Cleat shown in black is optional for hidden fastener required installations.

# Fascia Cap Roof Edge



## DESIGN FEATURES

Acceptable method of protection. All dimensions are variable based on job requirements, dimensions shown are minimums for those legs. For use with shingle or metal roofs.

## MATERIAL

**Primed:** .019" ± .003 Galvanized steel with proprietary coating that protects against harsh weather conditions and allows for paint adhesion.

**Color Matched:** .019 ± .003 Aluminum sheet coated 2 sides with paint system that is specifically formulated for exterior applications.

Available in most popular Siding and Soffit colors. Specify color code using Color Palette on page 6.

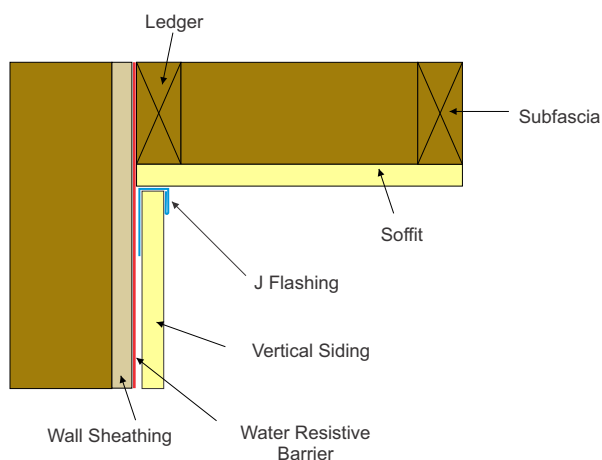
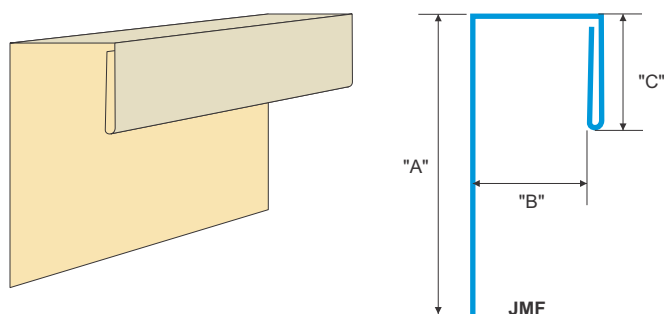
8' Length Standard. All dimensions are nominal.

## NOTE

Cleat shown in black is optional for hidden fastener required installations.



# J Flashing



## DESIGN FEATURES

Covers the top edge of siding at the soffit or intersections and at door and window openings. Isolates the edges of trim or siding from the mortar or masonry. Vertical use only in open areas. Can be used in horizontal areas where moisture and rain is not a factor.

## MATERIAL

**Primed:** .019" ± .003 Galvanized steel with proprietary coating that protects against harsh weather conditions and allows for paint adhesion.

**Color Matched:** .019 ± .003 Aluminum sheet coated 2 sides with paint system that is specifically formulated for exterior applications.

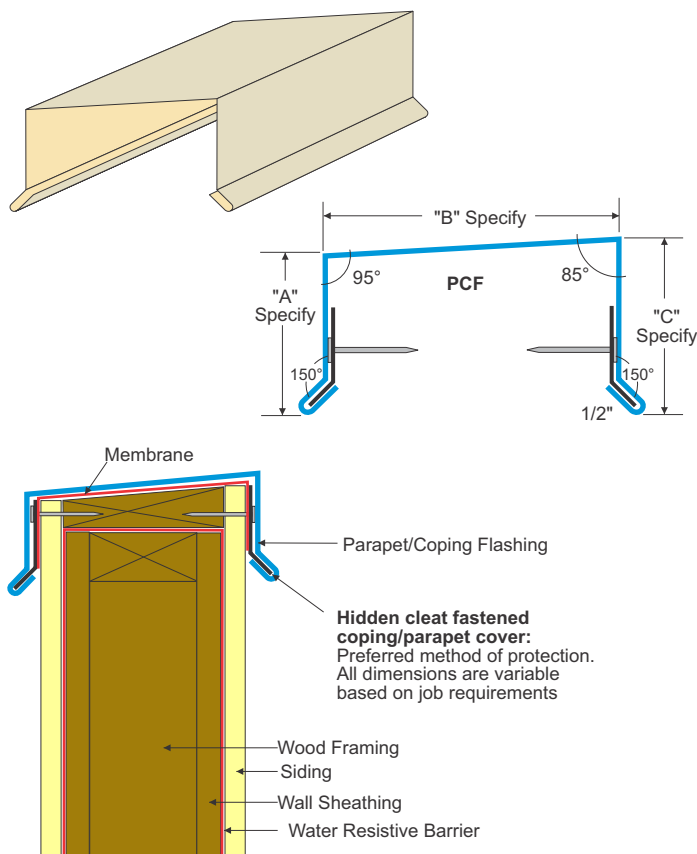
Available in most popular Siding and Soffit colors. Specify color code using Color Palette on page 6.

8' Length Standard. All dimensions are nominal.

ITEM ID	"A"	"B"	"C"
JMF5168*	1-1/4"	5/16"	1/2"
JMF388	1-5/8"	3/8"	1/2"
JMF128	1-1/2"	1/2"	1/2"
JMF588*	1-3/8"	5/8"	1/2"
JMF348*	1-1/4"	3/4"	1/2"
JMF788	2"	7/8"	1"

\*Also available in extruded profiles.

# Parapet/Coping Flashing



## DESIGN FEATURES

Utilizing your own custom design, we will fabricate a coping flashing to cover and protect your parapet wall design from high grade aluminum or steel sheets. Whether you prefer a simple screw through or more complex, hidden fastener style, we are able to build what you require. The examples shown indicate styles commonly used.

## MATERIAL

**Primed:** .019" ± .003 Galvanized steel with proprietary coating that protects against harsh weather conditions and allows for paint adhesion.

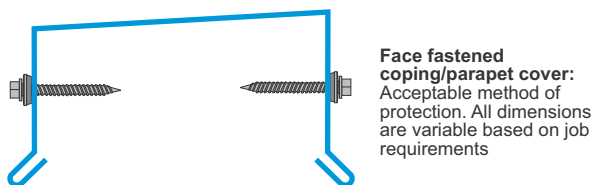
**Color Matched:** .019 ± .003 Aluminum sheet coated 2 sides with paint system that is specifically formulated for exterior applications.

Available in most popular Siding and Soffit colors. Specify color code using Color Palette on page 6.

8' Length Standard. All dimensions are nominal.

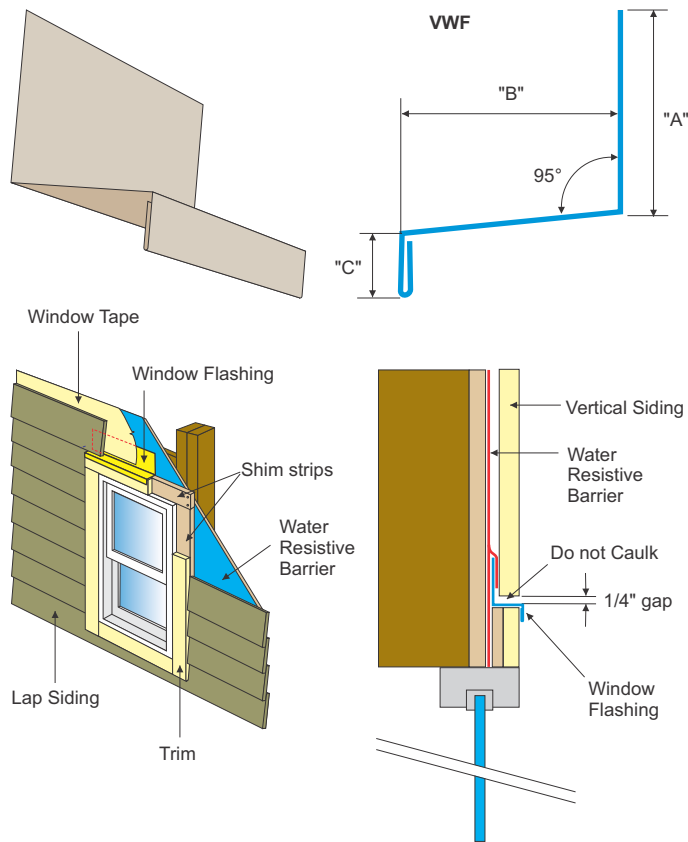
## NOTE

Cleat shown in black is optional for hidden fastener required installations.





# Window Flashing



## DESIGN FEATURES

Window flashing provides an easy to install and long-lasting method of stopping water penetration. Used over window trim, band boards, panel intersections, and other vertical surfaces.

## MATERIAL

**Primed:** .019" ± .003 Galvanized steel with proprietary coating that protects against harsh weather conditions and allows for paint adhesion.

**Color Matched:** .019" ± .003 Aluminum sheet coated 2 sides with paint system that is specifically formulated for exterior applications.

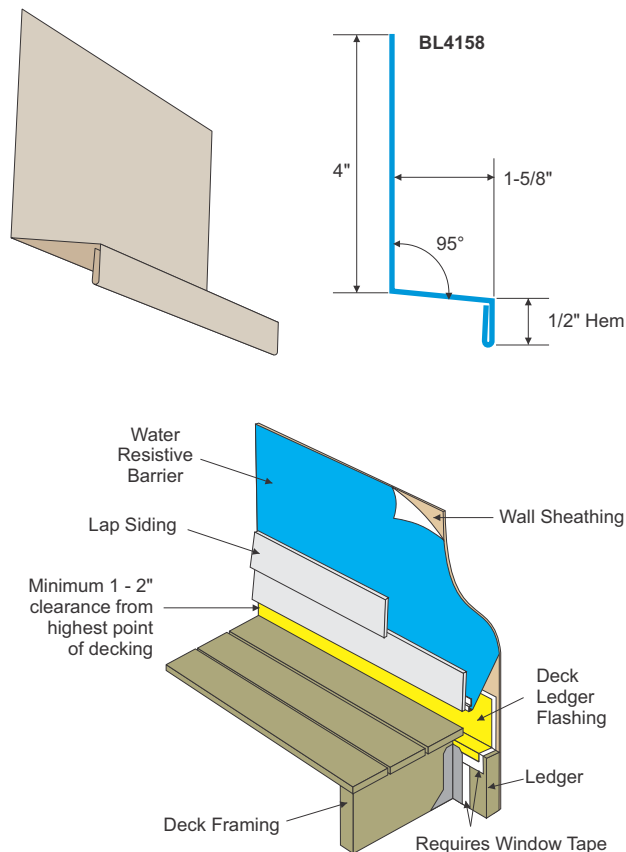
Available in most popular Siding and Soffit colors. Specify color code using Color Palette on page 6.

8' Length Standard. All dimensions are nominal.

ITEM ID	"A"	"B"	"C"
VWF348	1-1/4"	3/4"	1/2"
VWF18	1-1/2"	1"	1/2"
VWF1148*	2-1/4"	1-1/4"	1/2"
VWF1128*	2"	1-1/2"	1/2"
VWF158*	1-7/8"	1-5/8"	1/2"
VWF1W	4"	1"	1/2"
VWF158W	4"	1-5/8"	1/2"

\*Also available in extruded profiles.

# Deck Ledger Flashing



## DESIGN FEATURES

Protects against leaks at walls to deck intersection.

## MATERIAL

**Primed:** .019" ± .003 Galvanized steel with proprietary coating that protects against harsh weather conditions and allows for paint adhesion.

**Color Matched:** .019" ± .003 Aluminum sheet coated 2 sides with paint system that is specifically formulated for exterior applications.

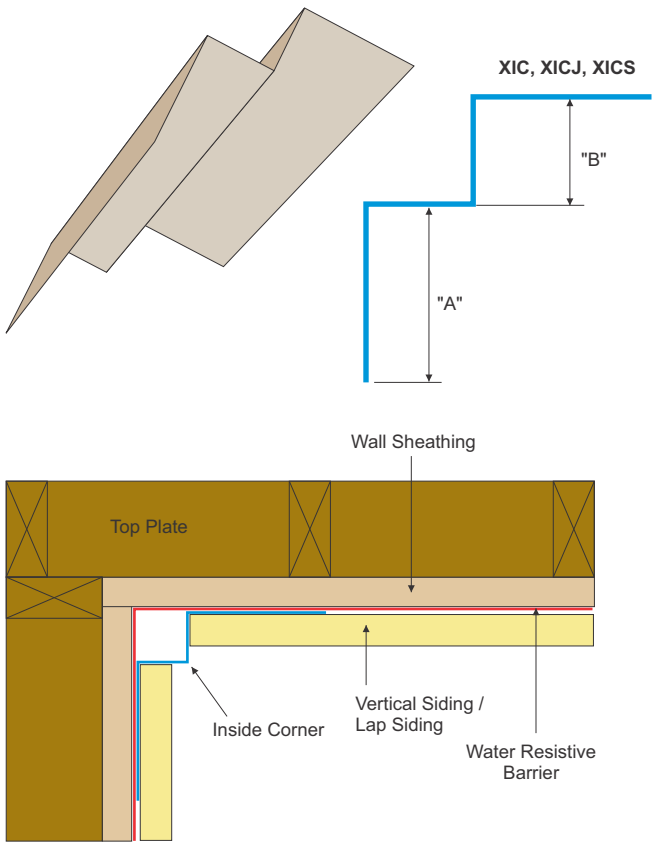
Available in most popular Siding and Soffit colors. Specify color code using Color Palette on page 6.

8' Length Standard. All dimensions are nominal.

**WARNING:** A layer of self-stick flexible material such as asphalt or butyl tape should always be used before installing aluminum or galvanized flashing on treated lumber. This prevents a chemical reaction between the flashing and copper azole in treated lumber.



# Basic Inside Corner



## DESIGN FEATURES

Design authentically duplicates the look of a wood corner piece without the maintenance headaches. Eliminates wood inside corner piece that will split/rot over time.

## MATERIAL

**Primed:** .019" ± .003 Galvanized steel with proprietary coating that protects against harsh weather conditions and allows for paint adhesion.

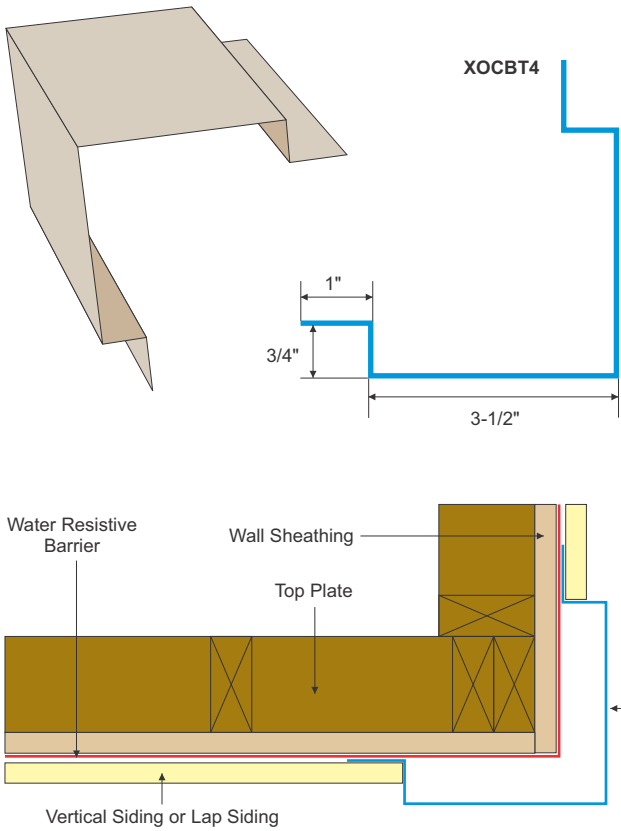
**Color Matched:** .019 ± .003 Aluminum sheet coated 2 sides with paint system that is specifically formulated for exterior applications.

Available in most popular Siding and Soffit colors. Specify color code using Color Palette on page 6.

10' Length Standard. All dimensions are nominal.

ITEM ID	"A"	"B"	LENGTH
XIC	1-1/2"	7/8"	10'
XICJ	1-1/2"	1-1/2"	10'
XICS	2"	1-1/2"	10'

# Outside Corner



## DESIGN FEATURES

Provides a good looking, durable outside corner with lap siding.

## MATERIAL

**Primed:** .019" ± .003 Galvanized steel with proprietary coating that protects against harsh weather conditions and allows for paint adhesion.

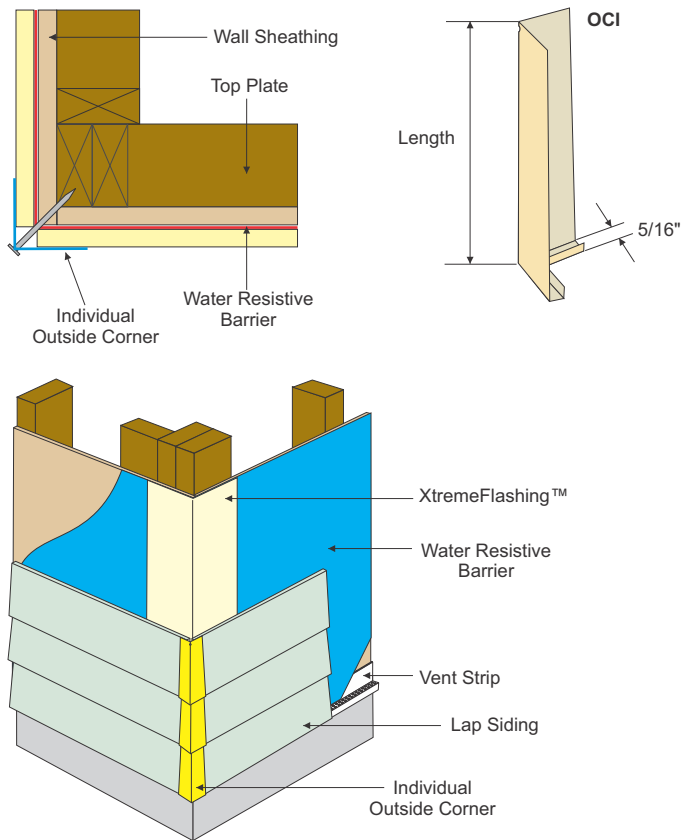
**Color Matched:** .019 ± .003 Aluminum sheet coated 2 sides with paint system that is specifically formulated for exterior applications.

Available in most popular Siding and Soffit colors. Specify color code using Color Palette on page 6.

8' Length Standard



# Individual Outside Corner



## DESIGN FEATURES

The Traditional corner look that emulates hand fitted board functions at the corners of siding plank walls. The individual corners create the "sawtooth" look that has a timeless appeal on craftsman and other walls. Available in sizes for each common plank width and in both smooth and textured finishes to compliment the siding being used. Available in 5/8" and other siding sizes upon request.

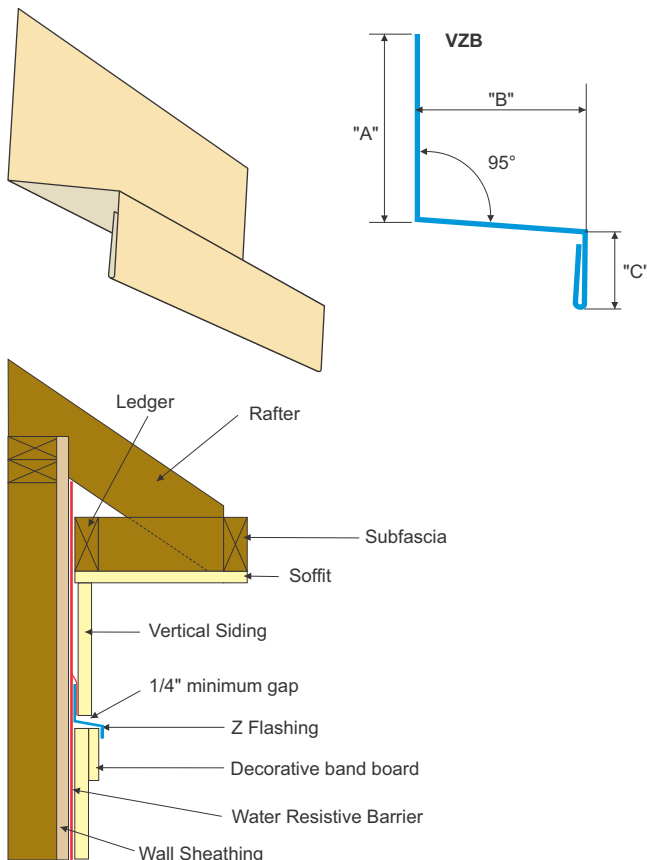
## MATERIAL

Aluminum sheet coated on both sides with paint system that is specifically formulated for residential exterior applications.

Available in most popular siding and soffit colors. Specify color code using Color Palette on page 6.

ITEM ID	FINISH	LENGTH
OCI6S	SMOOTH	5-1/4 to 6-1/4"
OCI6W	WOODGRAIN	5-1/4 to 6-1/4"
OCI8S	SMOOTH	7-1/4 to 8-1/4"
OCI8W	WOODGRAIN	7-1/4 to 8-1/4"
OCI9S	SMOOTH	9-1/4"
OCI9W	WOODGRAIN	9-1/4"
OCI12S	SMOOTH	12"
OCI12W	WOODGRAIN	12"

# Z Flashing



## DESIGN FEATURES

Z Flashing provides an easy to install and long-lasting method of stopping water penetration. Used over window trim, band boards, panel intersections, and other vertical surfaces.

## MATERIAL

**Primed:** .019 ± .003 Galvanized steel with proprietary coating that protects against harsh weather conditions and allows for paint adhesion.

**Color Matched:** .019 ± .003 Aluminum sheet coated 2 sides with paint system that is specifically formulated for exterior applications.

Available in most popular siding and soffit colors. Specify color code using Color Palette on page 6.

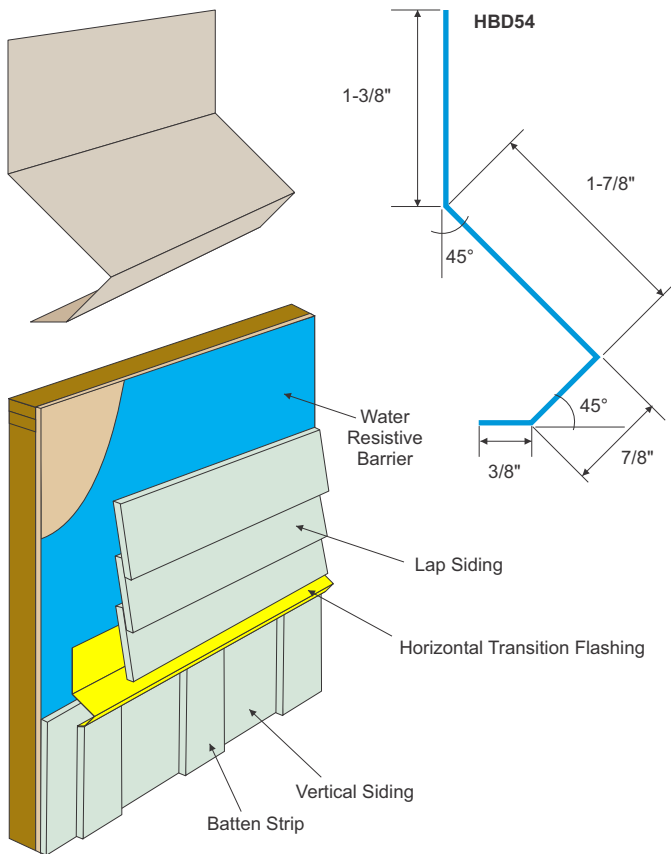
8' Length Standard. All dimensions are nominal.

ITEM ID	"A"	"B"	"C"
VZB5168*	1-3/16"	5/16"	1/2"
VZB5168W	4"	5/16"	1/2"
VZB388	1-1/8"	3/8"	1/2"
VZB7168*	1-1/16"	7/16"	1/2"
VZB128	1"	1/2"	1/2"
VZB588*	1-3/8"	5/8"	1/2"

\*Also available in extruded profiles.



# Horizontal Transition



## DESIGN FEATURES

Horizontal transition from vertical siding panels to lap siding.

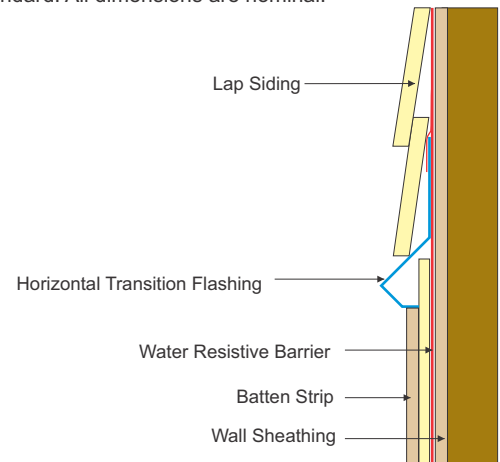
## MATERIAL

**Primed:** .019 ± .003 Galvanized steel with proprietary coating that protects against harsh weather conditions and allows for paint adhesion.

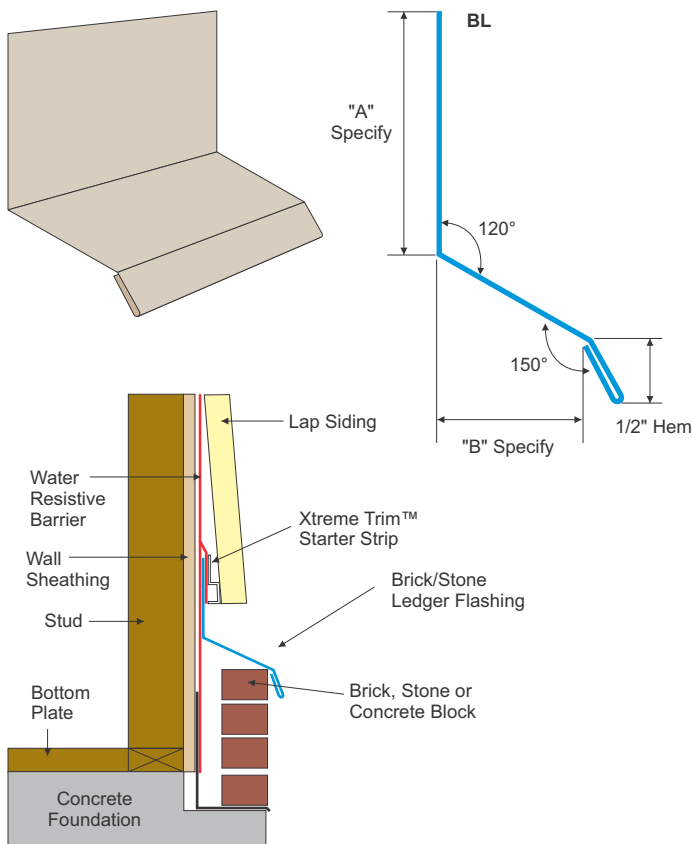
**Color Matched:** .019 ± .003 Aluminum sheet coated 2 sides with paint system that is specifically formulated for exterior applications.

Available in most popular siding and soffit colors. Specify color code using Color Palette on page 6.

8' Length Standard. All dimensions are nominal.



# Brick/Stone Ledger Flashing



## DESIGN FEATURES

Designed to prevent siding and trim being butted directly against mortar or masonry, including stone and brick.

## MATERIAL

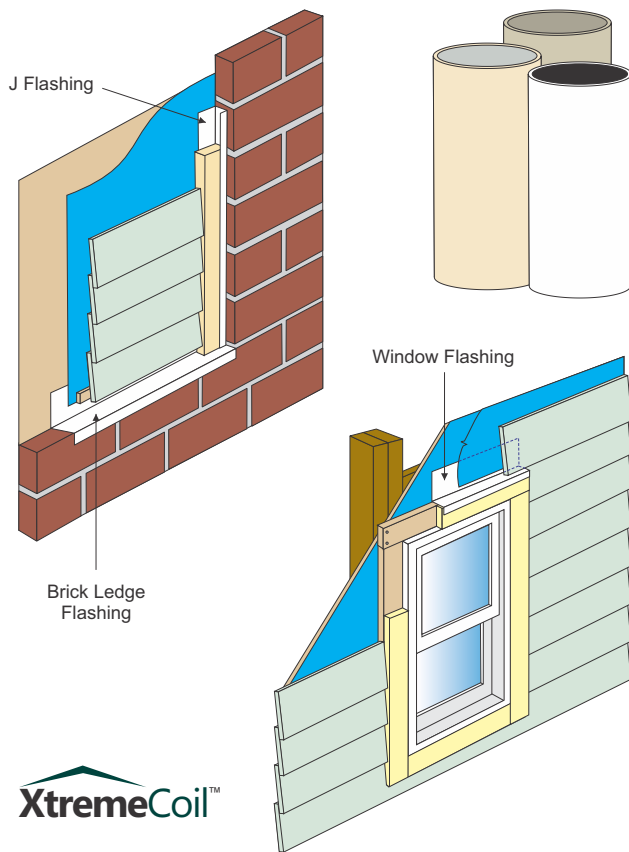
**Primed:** .019 ± .003 Galvanized steel with proprietary coating that protects against harsh weather conditions and allows for paint adhesion.

**Color Matched:** .019 ± .003 Aluminum sheet coated 2 sides with paint system that is specifically formulated for exterior applications.

Available in most popular siding and soffit colors. Specify color code using Color Palette on page 6.

8' Length Standard. All dimensions are nominal.





## DESIGN FEATURES

XtremeCoil™ is designed for residential and light commercial applications. Trim coil can be field formed to provide low-maintenance coverings for exterior trim surfaces such as window and door casings, window sills, drip caps, fascias, porch posts, louvers, flashings, etc.

XtremeCoil™ is stocked in many popular siding & trim colors and is available in a 24" x 50' roll.

Also available in 4", 8", 12" and 24" x 8' flat stock.

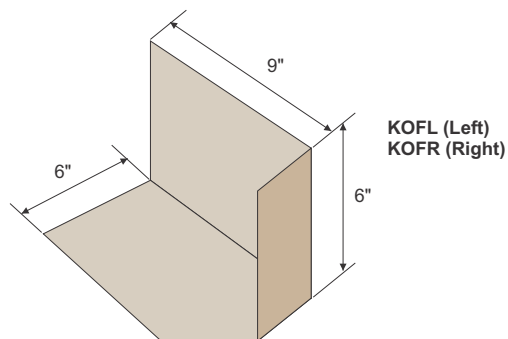
## MATERIAL

.019 ± .003 Aluminum sheet coated 2 sides with paint system that is specifically formulated for exterior applications.

Available in most popular siding and soffit colors. Specify color code using Color Palette on page 6.

**WARNING:** Direct contact of aluminum Product(s) with certain dissimilar materials or contact with the water run-off from such materials is likely to result in corrosion, which is not covered by the Warranty.

# Kick Out Flashing



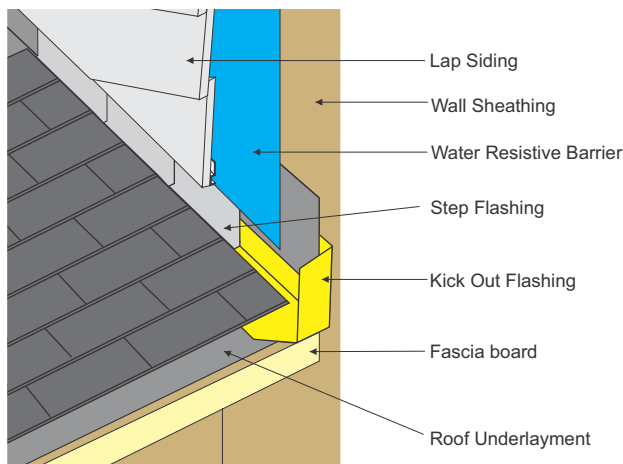
## DESIGN FEATURES

Kick Out Flash is a code specified item that should be installed on all roofs where a lower roof line terminates against a vertical wall. The kick out is installed above the rain gutter or drip edge where the roof meets a vertical wall. It kicks out rain water and diverts it away from the lower wall. **For use with 8/12 pitch or less.**

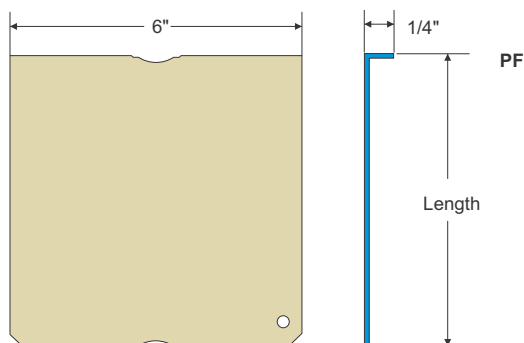
## MATERIAL

.019 ± .003 Aluminum sheet coated on both sides with paint system that is specifically formulated for residential exterior applications.

Available in primed and most popular siding and soffit colors. Specify color code using Color Palette on page 6.







ITEM ID	SIDING SIZE	LENGTH
PF5	5-1/4"	5"
PF6	6-1/4"	6"
PF7	7-1/4"	7"
PF8	8-1/4"	8"
PF9	9-1/4"	9"
PF12	12"	11-3/4"

## DESIGN FEATURES

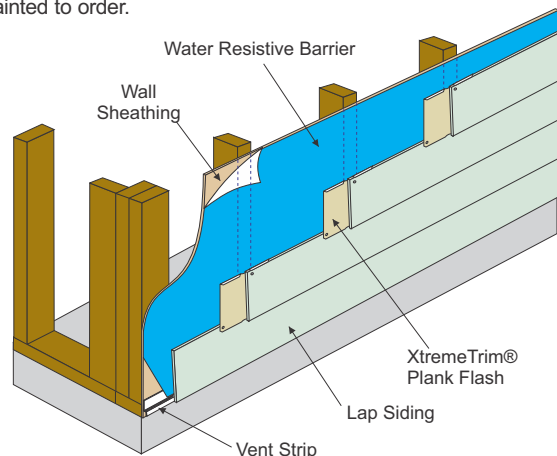
Use to reduce moisture penetration behind the joint where two planks butt together and drain water over the top edge of the last full course of siding. Patented design allows for quick and easy installation.

## MATERIAL AND COLORS

**PRIMED (ALL SIZES)** : 0.012" ± 0.003 durable aluminum sheet coated on both sides with paint system that is specifically formulated for long term residential exterior applications.

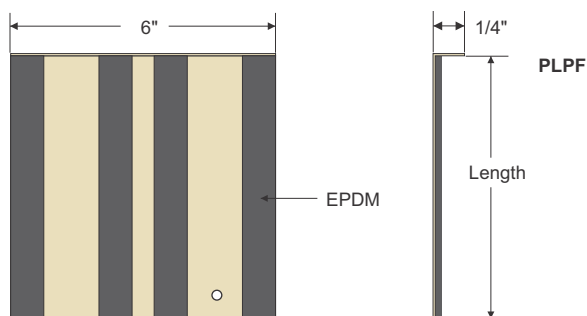
**STOCK COLORS (PF5-PF8 ONLY)** : Durable aluminum sheet coated on both sides with paint system that is specifically formulated for long term residential exterior applications.

**OTHER COLORS (ALL SIZES)** : Painted 0.015 steel sheet formed and painted to order.



# ProLine Plank Flash

US Patents #7,721,488, #8,528,265



ITEM ID	SIDING SIZE	LENGTH
PLPF6	6-1/4"	6"
PLPF7	7-1/4"	7"
PLPF8	8-1/4"	8"

## DESIGN FEATURES

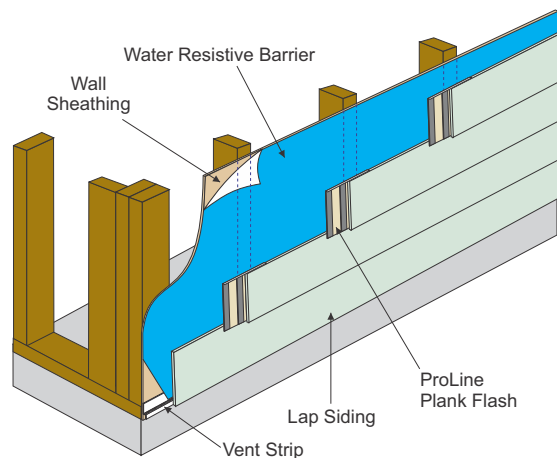
Best practices solution tested and proven to reduce moisture penetration behind the joint where two planks butt together and drain water over the top edge of the last full course of siding. Patented design allows for quick and easy installation.

## MATERIAL

.019" ± .003 Durable aluminum sheet coated on both sides with paint system that is specifically formulated for long-term residential exterior applications.

**EPDM** (Ethylene Propylene Diene Monomer): characteristics common to all closed-cell vinyl foam products include the ability to seal out air, moisture, light and dust.

Available in beige only.





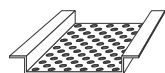
# Ventilation Products Table of Contents




**ASA** Page 82  
Aluminum Gable Louvers



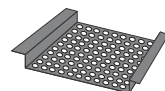
**CLV** Page 83  
PVC Hat Shaped  
Continuous Soffit Vent



**CUV** Page 79  
PVC Hat Shaped  
Continuous Soffit Vent



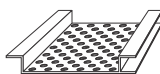
**CUV8A** Page 81  
Aluminum Louvered  
Continuous Soffit Vent



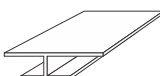
**CUV8AP** Page 81  
Aluminum Perforated  
Continuous Soffit Vent



**CV** Page 83  
Aluminum Soffit Vent



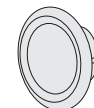
**EZV** Page 79  
PVC Ezvent®  
Continuous Soffit Vent



**HM** Page 82  
PVC Soffit H Mold  
Soffit Use Only



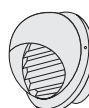
**SUA** Page 84  
Hooded Vent  
Stainless Steel



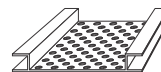
**SUB** Page 84  
Eave Cone Vent  
Stainless Steel



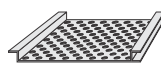
**SUM** Page 84  
Louvered Vent  
Stainless Steel



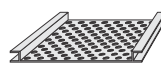
**SUS** Page 84  
Dome Vent  
Stainless Steel



**SV** Page 78  
PVC Snapvent®  
Continuous Soffit Vent



**XEZV** Page 80  
Aluminum Ezvent®  
Continuous Soffit Vent



**XSV** Page 80  
Aluminum Snapvent®  
Continuous Soffit Vent

## Ventilation/PVC Products General Information

Tamlyn provides an extensive selection of options for ventilating the attic spaces in all types of structures. Whether you require continuous length or individually placed vent pieces you will find the right parts on the following pages.

In continuous applications requirements Tamlyn's patented selections include Snapvent® and Ezvent® manufactured in both PVC and aluminum extrusions. Also in continuous profiles the traditional drop-in continuous hat section is made in PVC and in both louvered and perforated aluminum products.

While Tamlyn believes that continuous venting is the ideal method to achieve optimum soffit ventilation we recognize that it may not satisfy all project or job requirements.

In other under eave options you can select from round or rectangular, shapes in aluminum, galvanized or stainless. Also find gable end vents and thru wall stainless vents.

### PVC Product Painting Guide

TAMLYN PVC product may be painted to achieve a custom color.

Use a light color, 100% acrylic latex paint with a light reflective value (LRV) equal to or greater than 55 (Flat Black=0, pure white=100). Painting PVC trim with dark colors may cause the product to warp.

TAMLYN does not recommend painting our PVC products with dark colors unless a good quality heat reflective paint is used such as Sherwin-Williams Vinyl Safe™, and that it is applied according to the paint manufacturer's recommended application instructions.

If a dark color (LRV value of 50 or

lower/darker) paint is used, excess solar heat may be absorbed, subjecting the PVC to warping and distortion due to extremes of thermal expansion and contraction. This reaction is even more evident when these parts are exposed to direct sunlight in hot climates. Paint adhesion loss, blistering and peeling may also result.

Failure to use heat reflective dark color paints on Tamlyn PVC product will void warranty and Tamlyn will not be responsible for repair or replacement of any resulting damage due to distortion, warping, buckling, shrinkage, paint blistering, or peeling of paint on the PVC product, or repair or replacement of related siding, soffit, or trim products.

Always follow the paint manufacturer's recommendations to apply.

Be sure the TAMLYN PVC product surface to be painted is clean, dry, and free of dirt, loose or peeling paint, mildew, chalk, grease and any other surface contaminants before paint application.

Note re flammability: PVC product will not support or spread flames. They are self-extinguishing as soon as the flame source is removed.

**WARNING:** Use light or pastel paint colors only on Tamlyn PVC or Sherwin-Williams Vinyl Safe™ Paint. Use of dark color paint will cause deformation. Tamlyn vinyl products are not warranted if painted with dark color paint.

### Limited Warranty

Tamlyn warrants defective-free products for a period of 10 years for the original purchaser unless otherwise stated for the specific product ordered. This warranty does not apply in the event products are

altered in any way or are improperly installed. Liability is limited to replacement of products proven to be defective. Tamlyn has made no other warranty, express or implied, regarding its products, including but not limited to, any warranty regarding merchantability or fitness for a specific purpose. Any claim that a product is defective must be brought within 1 month of the date of installation of such products to the original purchaser. Customer hereby agrees that no other incidental or consequential damages are the responsibility of Tamlyn.

### Proper Attic Ventilation

Today's homes are built tightly, which helps make them more energy-efficient. However, without an appropriately designed, installed, and maintained ventilation system, they can suffer a multitude of negative consequences.

In order to meet building requirements, according to the International Building Code: a specific amount of NFA\* must be provided.

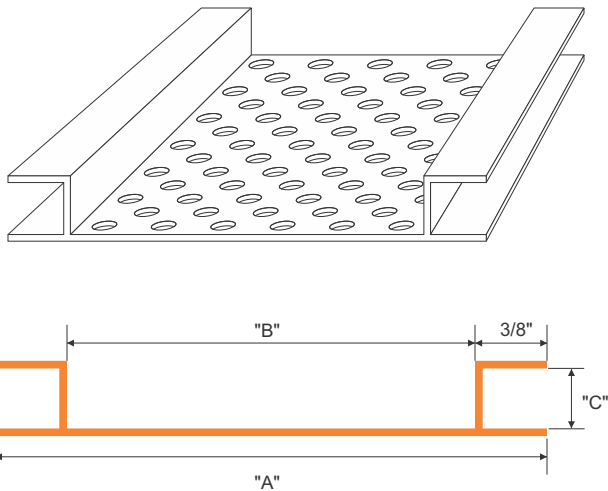
- 1 sq.ft. NFA per 300 sq.ft. of attic space
- must be balanced, high and low
- requirement changes to 1 sq.ft. NFA per 150 sq.ft. without a vapor retarder

\*Net Free Area = The total amount of unobstructed area through which air can pass through a vent. Not to be confused with airflow.

Building codes are based on NFA, but NFA does not indicate AIRFLOW performance. Vents with identical NFA perform differently. Tamlyn's continuous vents move more air than siding vents, even if NFA is identical. Siding manufacturers sell "ventilated soffit." This does not mean it is a vent !



# Snapvent® Continuous Soffit Vent



## 2" SNAPVENT® US Patents #5,799,446 / #5,937,592

ITEM ID	"A"	"B"	"C"	LENGTH	NFA*
SV148	2-7/8"	2-1/8"	1/4"	8'	9
SV5168	2-7/8"	2-1/8"	5/16"	8'	9
SV388	2-7/8"	2-1/8"	3/8"	8'	9
SV7168	2-7/8"	2-1/8"	7/16"	8'	9
SV128	2-7/8"	2-1/8"	1/2"	8'	9
SV348	2-7/8"	2-1/8"	3/4"	8'	9

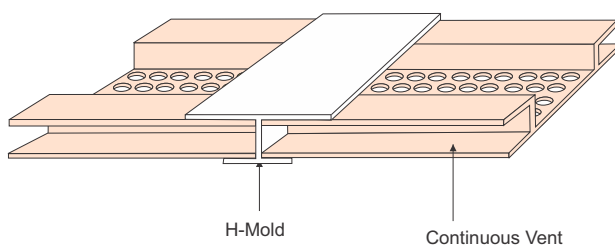
## 3" SNAPVENT® US Patents #5,799,446 / #5,937,592

ITEM ID	"A"	"B"	"C"	LENGTH	NFA*
SV143	3-3/4"	3"	1/4"	8'	12.7
SV51638	3-3/4"	3"	5/16"	8'	12.7
SV5838	3-3/4"	3"	5/8"	8'	12.7

## 4" SNAPVENT® US Patents #5,799,446 / #5,937,592

ITEM ID	"A"	"B"	"C"	LENGTH	NFA*
SV144	5"	4-1/4"	1/4"	8'	18.8
SV51648	5"	4-1/4"	5/16"	8'	18.8

\*NFA = net free area / sq.in. per lineal ft.



## DESIGN FEATURES

The best looking, most "framer-friendly", easy to install, effective continuous soffit vent on the market. Unique double leg channels hide edges of soffit material for clean look and help prevent vent from being pulled up into subfascia. Complies with the International Residential Code requiring that ventilation be balanced 50% exhaust / 50% intake (soffit) in all situations including continuous ridge vents.

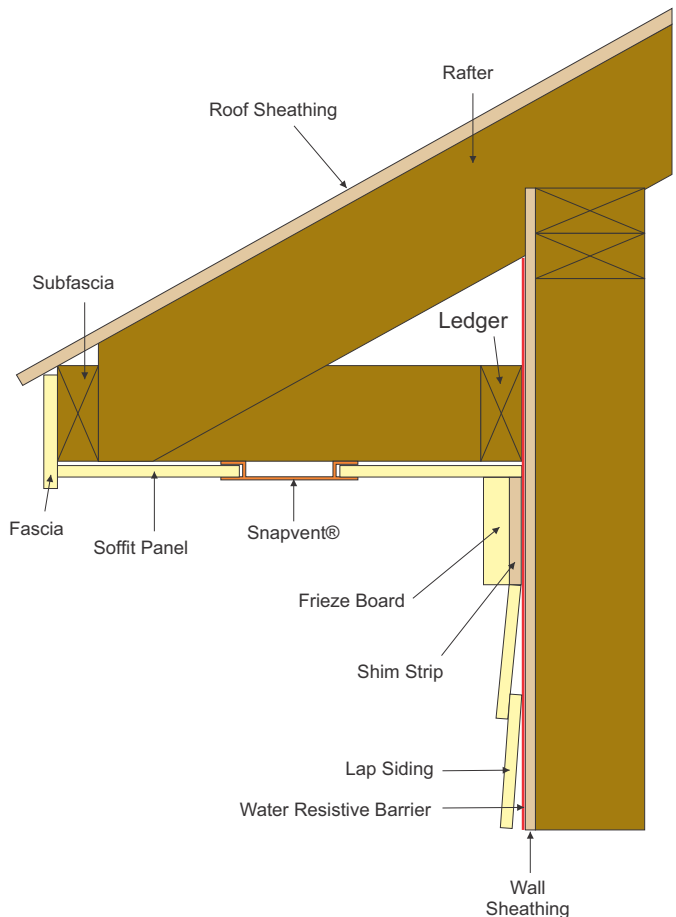
**2" Snapvent®** with 9 sq.in/foot air flow will typically satisfy the balance requirements for most traditional roofs and overhangs.

**3" Snapvent®** - 1/4", 5/16" and 5/8" Snapvent® is a must for large attic/steep pitched homes with limited soffit areas available to vent, and multifamily jobs, providing 12.7 sq.in/foot air flow (more attic ventilation = less likelihood of preventable problems such as mold, caused by excessive attic moisture), or use double vents.

**4" Snapvent®** - 1/4" and 5/16" Snapvent® with 18.8 sq.in/foot air flow delivers almost 4x the air flow of the typical 5.0 sq.in vented soffit panel in less space while not allowing bees to enter.

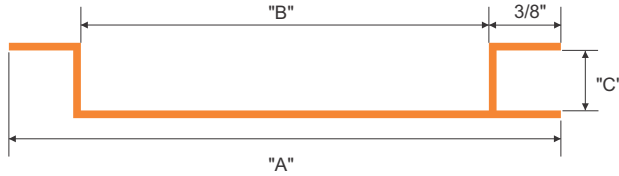
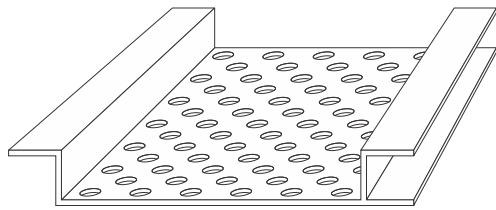
## MATERIAL

Paintable white extruded rigid PVC, industry-standard, durable, chemically resistant product designed for outdoor weatherability.





# Ezvent® Continuous Soffit Vent



**2" EZVENT®**  
US Patents #5,881,502 / #5,937,592

ITEM ID	"A"	"B"	"C"	LENGTH	NFA*
EZV148	2-7/8"	2-1/8"	1/4"	8'	9
EZV5168	2-7/8"	2-1/8"	5/16"	8'	9

**4" EZVENT®**  
US Patents #5,881,502 / #5,937,592

ITEM ID	"A"	"B"	"C"	LENGTH	NFA*
EZV144	5"	4-1/4"	1/4"	8'	18.8
EZV51648	5"	4-1/4"	5/16"	8'	18.8

\*NFA = net free area / sq.in. per lineal ft.

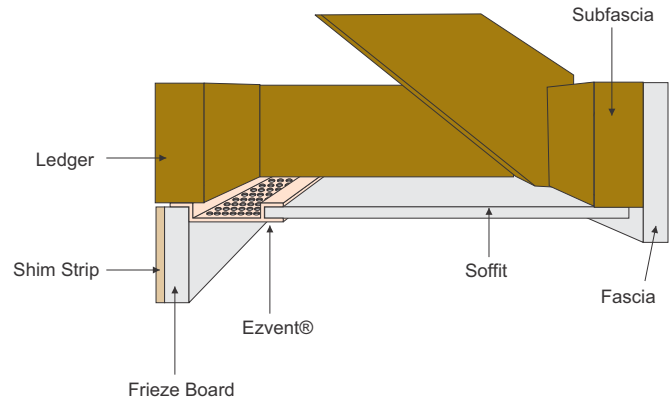
## DESIGN FEATURES

The other best looking, most "framer-friendly", easy to install, effective continuous soffit vent on the market. Unique double leg channel on one side hide edges of soffit material for clean look and help prevent vent from being pulled up into subfascia.

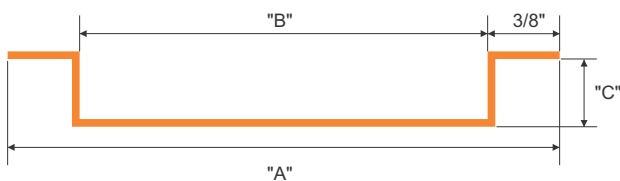
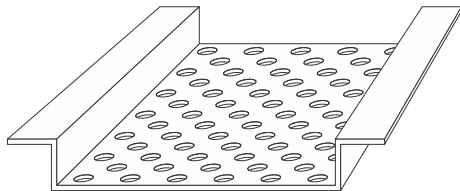
**4" Ezvent®** - 1/4" and 5/16" Ezvent® with 18.8 sq.in/foot air flow delivers almost 4x the air flow of the typical 5.0 sq.in vented soffit panel in less space while not allowing bees to enter.

## MATERIAL

Paintable white extruded rigid PVC, industry-standard, durable, chemically resistant product designed for outdoor weatherability.



# Hat Shaped Continuous Soffit Vent / Connector Clip



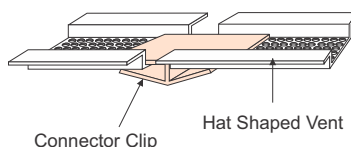
**HAT SHAPED VENT**

ITEM ID	"A"	"B"	"C"	LENGTH	NFA*
CUV8V	2-7/8"	2-1/8"	3/8"	8'	9
CUV8VW	3-3/4"	3"	3/8"	8'	12.7
CUV8V4	5"	4-1/4"	3/8"	8'	18.8

\*NFA = net free area / sq.in. per lineal ft.

**CONNECTOR CLIP**

ITEM ID	LENGTH
CONNCLIP	1-13/16"
CONNCLIP265	2-5/8"
CONNCLIP4	4"



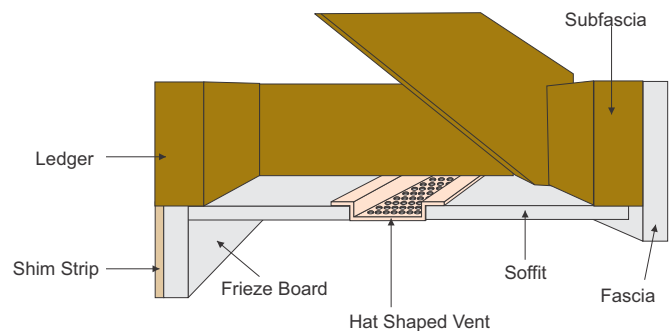
## DESIGN FEATURES

Tamlyn vinyl hat-shaped vents are available in 2", 3" and 4" widths to handle nearly any soffit ventilation needs. Large perforated holes provide excellent intake airflow but inhibit pest entry. Use Connector Clip or Vinyl H Mold to join seams

**4" Hat Shaped Vent** - 4" Hat Shaped Vent with 18.8 sq.in/foot air flow delivers almost 4x the air flow of the typical 5.0 sq.in vented soffit panel in less space while not allowing bees to enter.

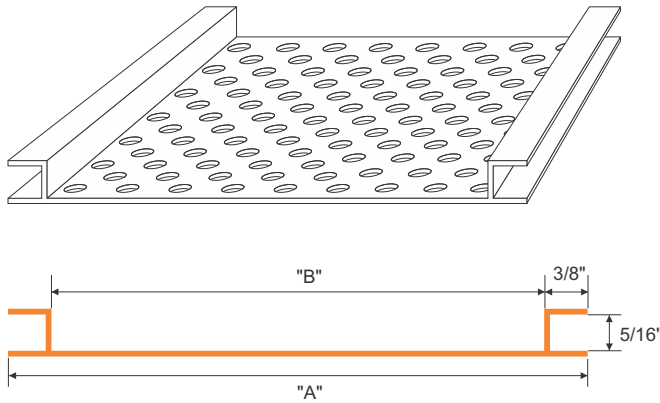
## MATERIAL

Paintable white extruded rigid PVC, industry-standard, durable, chemically resistant product designed for outdoor weatherability.





# Aluminum Snapvent® Continuous Soffit Vent



**4" SNAPVENT®**  
US Patents #5,799,446 / #5,937,592

ITEM ID	"A"	"B"	FINISH	LENGTH	NFA*
XSV51648	5"	4-1/4"	MILL	8'	18.8
XSV51648W	5"	4-1/4"	WHITE	8'	18.8

\*NFA = net free area / sq.in. per lineal ft.

## DESIGN FEATURES

The best looking, most "framer-friendly", easy to install, effective continuous soffit vent on the market. Unique double leg channels hide edges of soffit material for clean look and help prevent vent from being pulled up into subfascia. Complies with the International Residential Code requiring that ventilation be balanced 50% exhaust / 50% intake (soffit) in all situations including continuous ridge vents. Aluminum will not burn and thus is an important element in fire resistant construction.

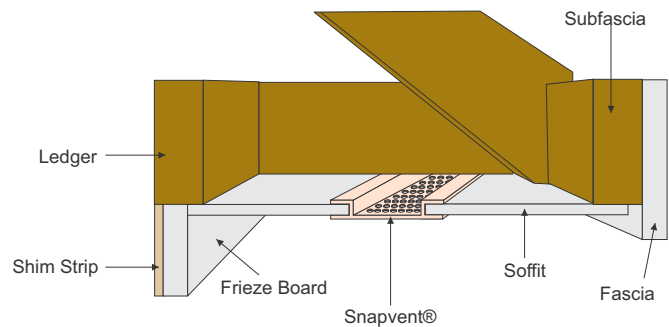
**4" Snapvent®** - 5/16" Snapvent® with 18.8 sq.in/foot air flow delivers almost 4x the air flow of the typical 5.0 sq.in vented soffit panel in less space while not allowing bees to enter.

## MATERIAL

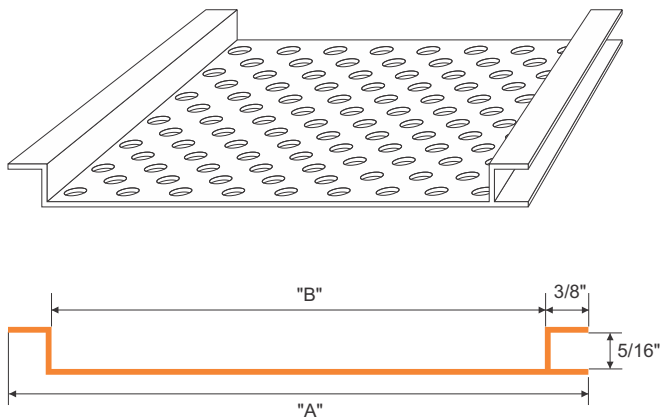
6063 T-5 .050" (1.27mm) ± .005 extruded aluminum alloy with proprietary coating that protects against harsh weather conditions and allows for paint adhesion.

## FINISH

Available in mill finish or white. Also available in popular siding/soffit colors in standard face only color match or full coverage CoastalColorCoating™ upon request.



# Aluminum Ezvent® Continuous Soffit Vent



**4" EZVENT®**  
US Patents #5,881,502 / #5,937,592

ITEM ID	"A"	"B"	FINISH	LENGTH	NFA*
XEZV51648	5"	4-1/4"	MILL	8'	18.8
XEZV51648W	5"	4-1/4"	WHITE	8'	18.8

\*NFA = net free area / sq.in. per lineal ft.

## DESIGN FEATURES

The other best looking, most "framer-friendly", easy to install, effective continuous soffit vent on the market. Unique double leg channel hide edges of soffit material for clean look and help prevent vent from being pulled up into subfascia. Aluminum will not burn and thus is an important element in fire resistant construction.

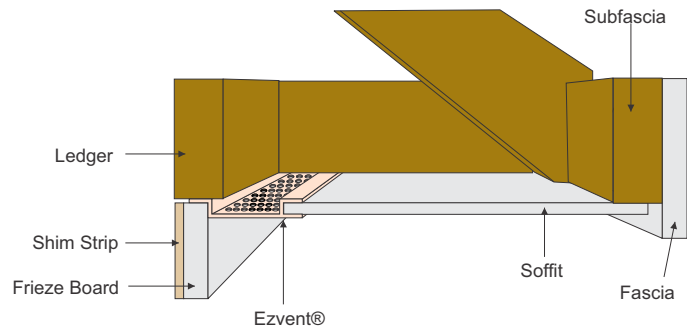
**4" Ezvent®** - 5/16" Ezvent® with 18.8 sq.in/foot air flow delivers almost 4x the air flow of the typical 5.0 sq.in vented soffit panel in less space while not allowing bees to enter.

## MATERIAL

6063 T-5 .050" (1.27mm) ± .005 extruded aluminum alloy with proprietary coating that protects against harsh weather conditions and allows for paint adhesion.

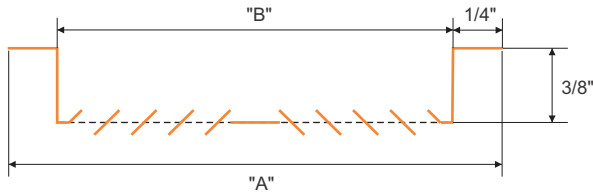

## FINISH

Available in mill finish or white. Also available in popular siding/soffit colors in standard face only color match or full coverage CoastalColorCoating™ upon request.





# Aluminum Louvered Continuous Soffit Vent



ITEM ID	"A"	"B"	FINISH	LENGTH	NFA*
CUV8A50	2-1/2"	2"	MILL	8'	9
CUV8A50W	2-1/2"	2"	WHITE	8'	9
CUV8A50B	2-1/2"	2"	BROWN	8'	9

\*NFA = net free area / sq.in. per lineal ft.

## DESIGN FEATURES

Provides a continuous under soffit air flow to provide superior ventilation

## MATERIAL

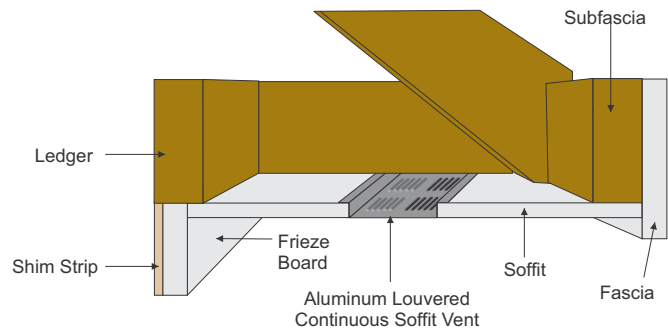
3105-type aluminum sheet with a minimum tensile strength of 29,000 psi, or equivalent, as referenced in AAMA 1482-86 (paragraph 3.2.3). The metal shall be treated on both sides with a non-chromate chemical conversion coating to ensure excellent paint adhesion and resistance to corrosion.

## FINISH

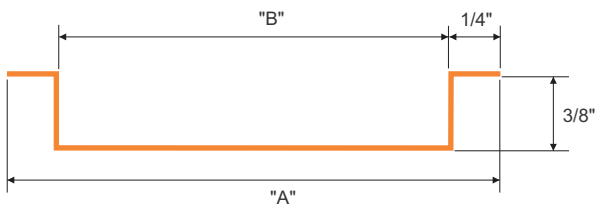
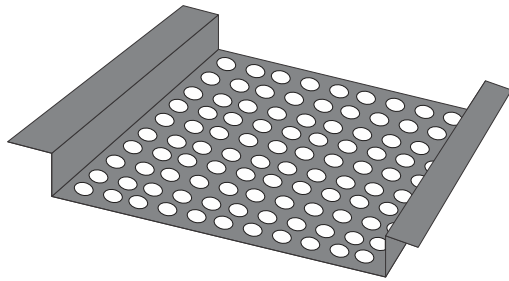
Available in mill finish, white or brown.

## APPLICATION CONSIDERATIONS

Direct contact of aluminum product(s) with certain dissimilar materials or contact with the water run-off from such materials is likely to result in corrosion, which is not covered by the product warranty. Therefore, care should be exercised to avoid contact of aluminum with any corrosive materials during installation including, but not limited to: pretreated lumber, concrete, masonry cement, stucco, salt, corrosive chemicals, dissimilar metals (copper, zinc, steel, etc.).



# Aluminum Perforated Continuous Soffit Vent



ITEM ID	"A"	"B"	FINISH	LENGTH	NFA*
CUV8AP50	2-1/2"	2"	MILL	8'	9
CUV8AP50W	2-1/2"	2"	WHITE	8'	9

\*NFA = net free area / sq.in. per lineal ft.

## DESIGN FEATURES

Provides a continuous under soffit air flow to provide superior ventilation

## MATERIAL

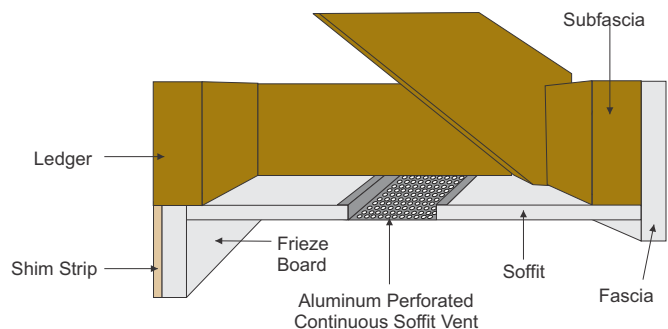
3105-type aluminum sheet with a minimum tensile strength of 29,000 psi, or equivalent, as referenced in AAMA 1482-86 (paragraph 3.2.3). The metal shall be treated on both sides with a non-chromate chemical conversion coating to ensure excellent paint adhesion and resistance to corrosion.

## FINISH

Available in mill finish, white or brown. Other colors available.

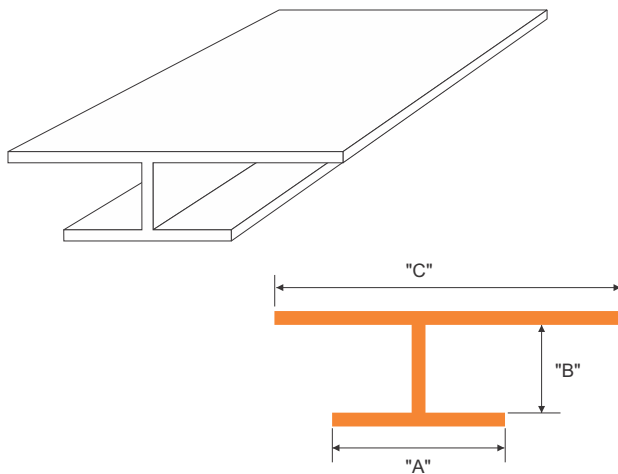
## APPLICATION CONSIDERATIONS

Direct contact of aluminum product(s) with certain dissimilar materials or contact with the water run-off from such materials is likely to result in corrosion, which is not covered by the product warranty. Therefore, care should be exercised to avoid contact of aluminum with any corrosive materials during installation including, but not limited to: pretreated lumber, concrete, masonry cement, stucco, salt, corrosive chemicals, dissimilar metals (copper, zinc, steel, etc.).





## Soffit H-Mold (Soffit Use Only)



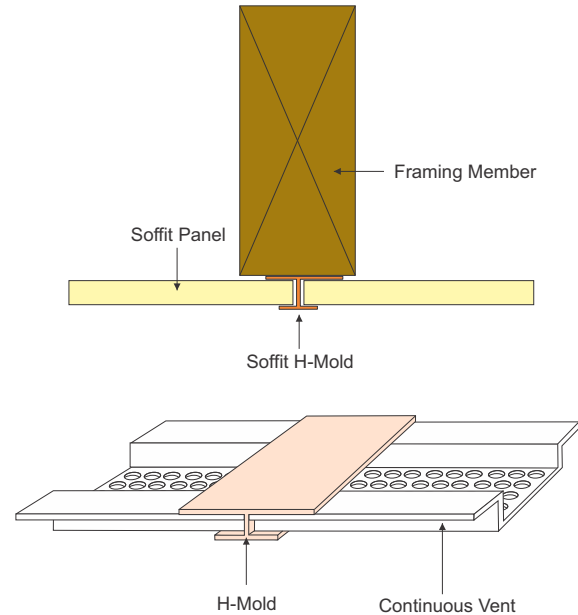
ITEM ID	"A"	"B"	"C"	LENGTH
HM148	1/2"	1/4"	1"	8'
HM1412	1/2"	1/4"	1"	12'
HM5168	1/2"	5/16"	1"	8'
HM51612	1/2"	5/16"	1"	12'
HM3812	1/2"	3/8"	1"	12'
HM71612	1/2"	7/16"	1"	12'
HM1212	1/2"	1/2"	1"	12'
HM5812	1/2"	5/8"	1"	12'

### DESIGN FEATURES

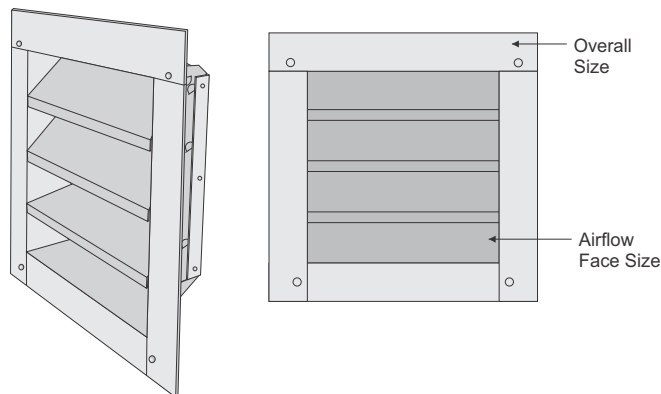
Covers the end seams of the soffit material and continuous vents, providing a more appealing appearance than simply butting the vents end to end.

### MATERIAL

Paintable white extruded rigid PVC, industry-standard, durable, chemically resistant product designed for outdoor weatherability.



## Aluminum Gable Louvers



ITEM ID	OVERALL SIZE	AIRFLOW FACE SIZE	NFA*
ASA1218	15 x 21	12 x 18	90
ASA1424	17 x 27	14 x 24	146
ASA1824	21 x 27	18 x 24	190

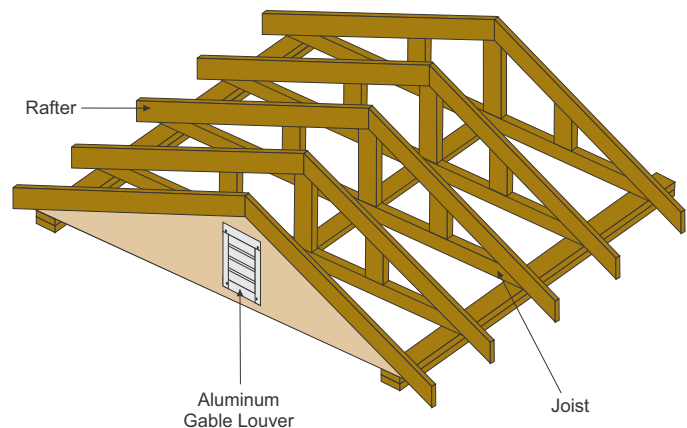
\*NFA = net free area / sq.in. per lineal ft.

### DESIGN FEATURES

Installed in the gable end of the attic. The higher they are placed, the more effective they become as exhaust vents. Wall louvers are not preferred for ventilating an attic, because they provide limited airflow under the roof deck, resulting in "hot spots." Can be used where ridge vents are impractical, or where the homeowner doesn't want roof vents. Pre-drilled for easy installation and fully screened for protection against insects and rodents.

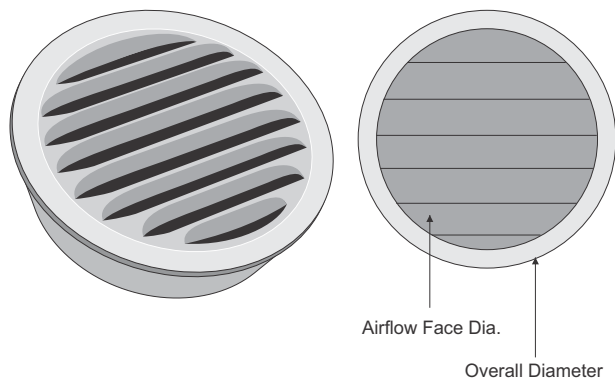
### MATERIAL

3105-type aluminum sheet with a minimum tensile strength of 29,000 psi, or equivalent, as referenced in AAMA 1482-86 (paragraph 3.2.3). The metal shall be treated on both sides with a non-chromate chemical conversion coating to ensure excellent paint adhesion and resistance to corrosion.





# Aluminum Mini Circle Vents



ITEM ID	OVERALL SIZE	AIRFLOW FACE DIA.	NFA*
CLV1 / CLV1W	1-1/4"	1"	0.23
CLV2 / CLV2W	2-1/4"	2"	1.50
CLV3 / CLV3W	3-1/2"	3"	2.57
CLV4 / CLV4W	4-1/2"	4"	3.00

\*NFA = net free area / sq.in. per lineal ft.

## DESIGN FEATURES

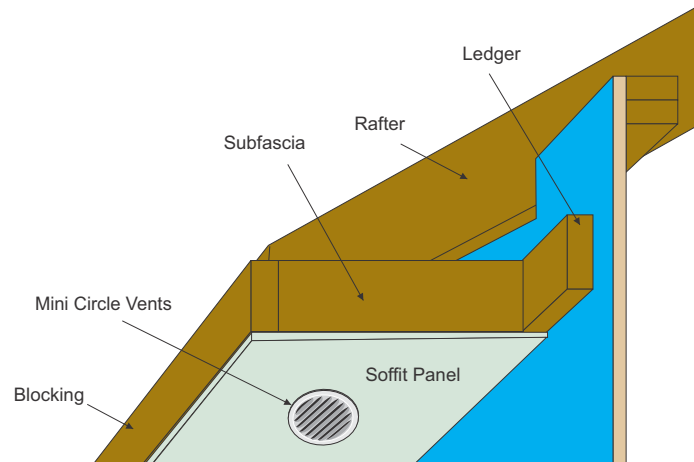
Provides an outlet for air movement in confined spaces. Flush design allows tap-in installation.

## MATERIAL

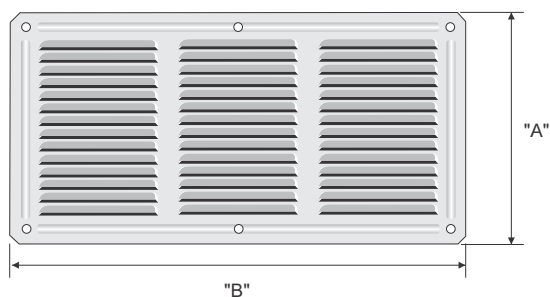
3105-type aluminum sheet with a minimum tensile strength of 29,000 psi, or equivalent, as referenced in AAMA 1482-86 (paragraph 3.2.3). The metal shall be treated on both sides with a non-chromate chemical conversion coating to ensure excellent paint adhesion and resistance to corrosion.

## FINISH

Available in mill finish or white.



# Aluminum Soffit Vent



ITEM ID	"A"	"B"	NFA*
CV416 / CV416W	4"	16"	24
CV616 / CV616W	6"	16"	39
CV816 / CV816W	8"	16"	56

\*NFA = net free area / sq.in. per lineal ft.

## DESIGN FEATURES

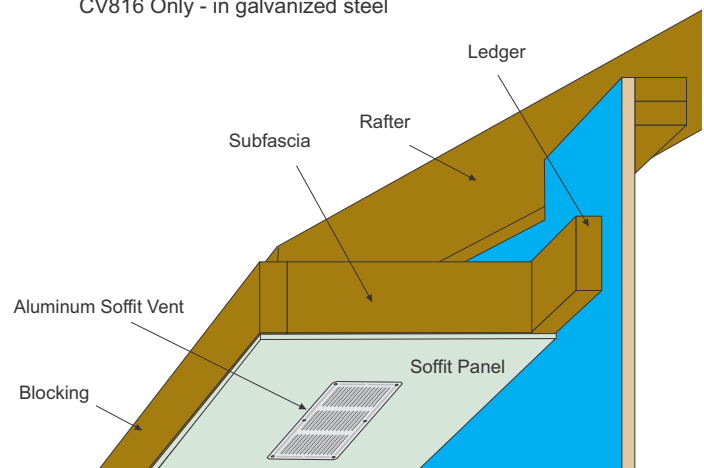
Vent opening designed to keep out insects and weather while providing proper wall or under eave ventilation.

## MATERIAL

3105-type aluminum sheet with a minimum tensile strength of 29,000 psi, or equivalent, as referenced in AAMA 1482-86 (paragraph 3.2.3). The metal shall be treated on both sides with a non-chromate chemical conversion coating to ensure excellent paint adhesion and resistance to corrosion.

## FINISH

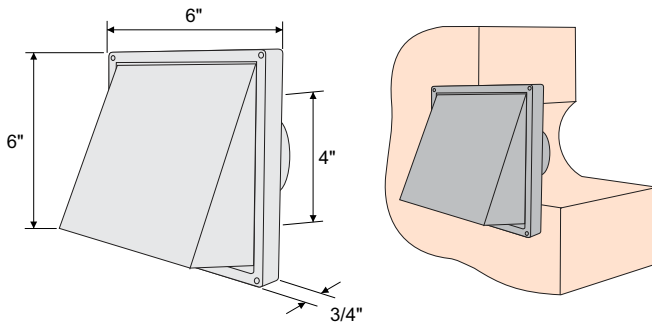
All sizes in mill finish or white aluminum.  
CV816 Only - in galvanized steel



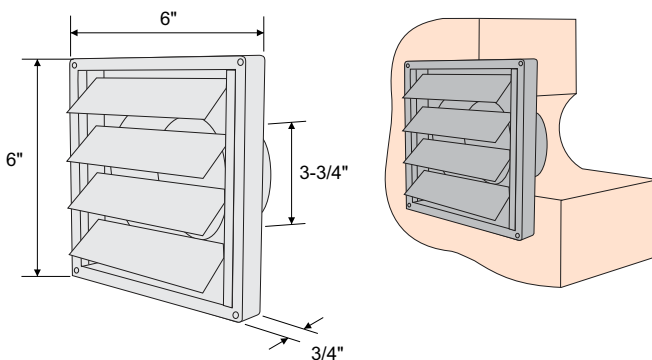


# Wall and Soffit Vents - Stainless, Galvanized, Painted

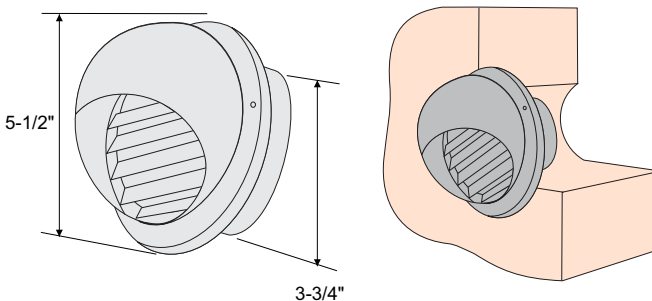
**GUA/SUA Series (Hooded Vent)**



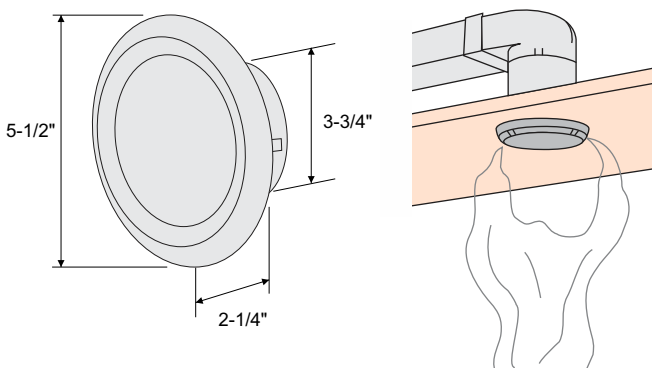
**GUM/SUM Series (Louver Vent)**



**GUS/SUS Series (Dome Vent)**



**GUB/SUB Series (Eave Cone Vent)**



## DESIGN FEATURES

Though Wall or Soffit Vents designed to last as long as the building. Made from premium quality stainless with all stainless mount screws and all with sealing gaskets. Packed in individual blister packs and retail merchandiser boxes.

## MATERIAL

304 Grade Stainless Steel, Satin Finish, Stainless Mounting Screws, Ember Proof Mesh, Sealing Gaskets.

26 Ga Galvanized Steel, Mounting Screws, Ember Proof Mesh, Sealing Gaskets.

Power Coated Galvanized Steel, Satin Finish, Mounting Screws, Ember Proof Mesh, Sealing Gaskets.

## INSTALLATION GUIDE

Vent is supplied with mounting screws and includes mounting gasket where needed. If additional sealant is desired, use a superior quality exterior approved product. Mount using screws provided to wood, cement siding, or other surfaces. In brick or masonry walls it will be necessary to pre-drill for the screws.

Always remember to inspect and remove any accumulated debris/lint at regular periods, but not less than twice a year.

If vent is supplied with strippable film covering, remove film after final painting of surrounding surface and before use of appliance being vented.

## NOTES

Other pipe sizes are available for special orders.

\*NFA = net free area / sq.in. per lineal ft.

## 304 GRADE STAINLESS STEEL

ITEM ID	PIPE SIZE	NFA*	RETAIL PACK	QTY
SUA-100	4"	11	SUA-100R	6
SUS-100	4"	7.44	SUS-100R	6
SUM-100	4"	10.84	SUM-100R	12
SUB-100	4"	4.95	SUB-100R	12

## 26 GA GALVANIZED STEEL

ITEM ID	PIPE SIZE	NFA*	RETAIL PACK	QTY
GUA-100	4"	11	GUA-100R	6
GUS-100	4"	7.44	GUS-100R	6
GUM-100	4"	10.84	GUM-100R	12
GUB-100	4"	4.95	GUB-100R	12

## POWDER COATED GALVANIZED STEEL

ITEM ID	PIPE SIZE	NFA*	RETAIL PACK	QTY
GUA-100-XX	4"	11	GUA-100R	6
GUS-100-XX	4"	7.44	GUS-100R	6
GUM-100-XX	4"	10.84	GUM-100R	12
GUB-100-XX	4"	4.95	GUB-100R	12

**STOCK COLORS:** Arctic White, Aged Pewter, Dark Bronze  
Other colors are special order.





Raised diverter forces water to edge of block

All penetrations  
are covered

Over lapping shingle  
style lower edge

Primed ready to paint or prefinished

**XtremeBlock™**

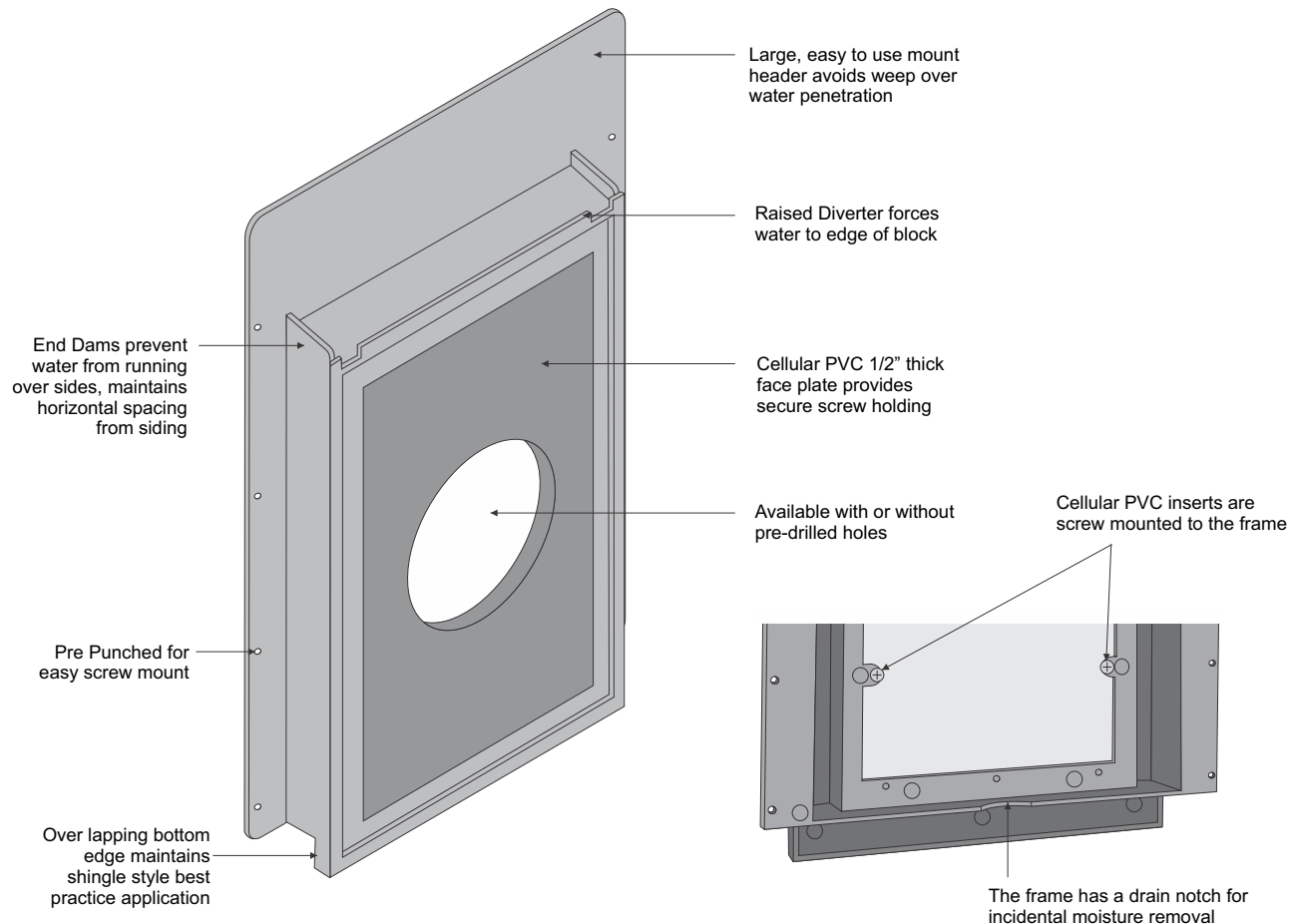
**The Solution to Mounting Blocks**



Whenever real workable solutions are needed, count on TAMLYN to provide the answers. The XtremeBlock™ is made from predominately recycled materials in our continuing efforts to be good stewards of the environment. It has been uniquely designed to maximize moisture movement away from the envelope of the structure while offering a pleasing appearance. Lightweight, easy to install, primed - ready to paint or prefinished to match the siding color.

## DESIGN FEATURES

XtremeBlock™ is the prime choice from top to bottom and front to back for these reasons.



All the features of the insert block MB series are also provided in the one piece MP series. These are available in the 6x8 size with an electric box hole and in the 8x12 size with a 4" round hole.

## How to order and specify the XtremeBlock™

# MB812-1R-XX

BASE CODE

HOLE  
OPTION

COLOR  
OPTIONS

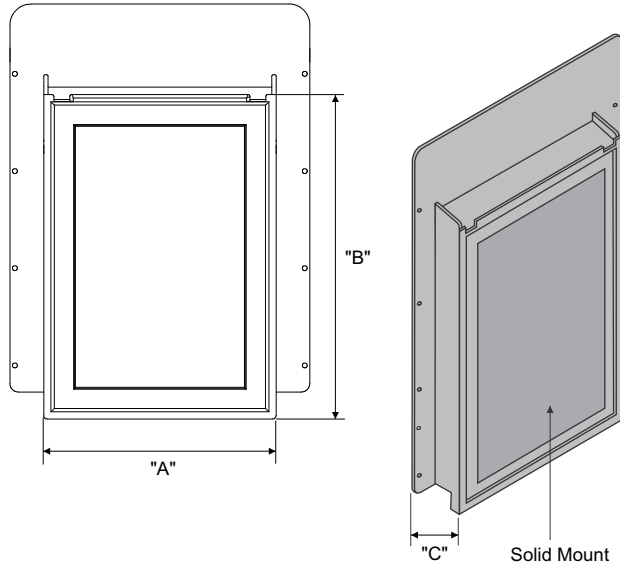
BASE CODE	DESCRIPTION
MB812	8" x 12" with insert - all options up to max 4" hole
MB68	6" x 8" with insert - all options up to max 2" hole
MP68EB	6" x 8" with electric box cut - no options
MP8124R	8" x 12" with 4" round hole - no options

HOLE OPTION	DESCRIPTION
1R	1" round hole centered
15R	1-1/2" round hole centered
4R	4" round hole centered
SM	Split mount cut with 1" round hole
EB	Single electric box cut centered

COLOR OPTIONS	DESCRIPTION
XX	Specify color using our standard code



## Solid Insert XtremeBlock™

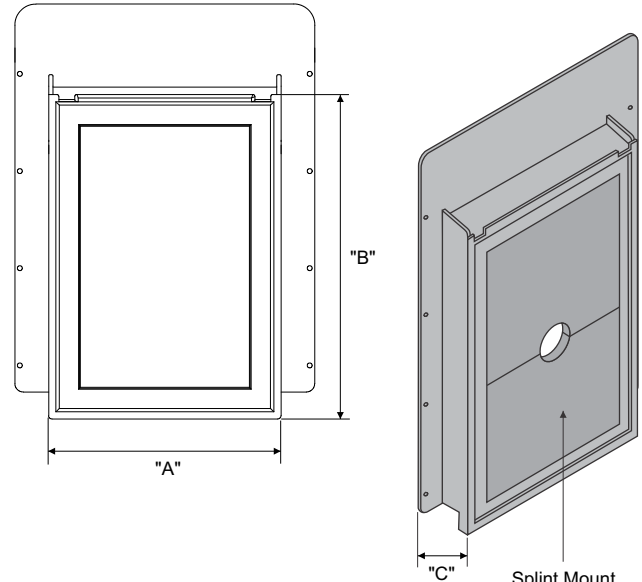


Frame material: High impact polystyrene  
Frame wall thickness: .100"  
Insert material: 1/2" closed cell cellular pvc

ITEM ID	"A"	"B"	"C"	INSERT TYPE
MB68	5-1/2"	7-1/2"	1-1/4"	Solid Mount
MB812	8"	12"	1-1/4"	Solid Mount

For site hole cutting as required or as a solid base plate.

## Split Mount XtremeBlock™

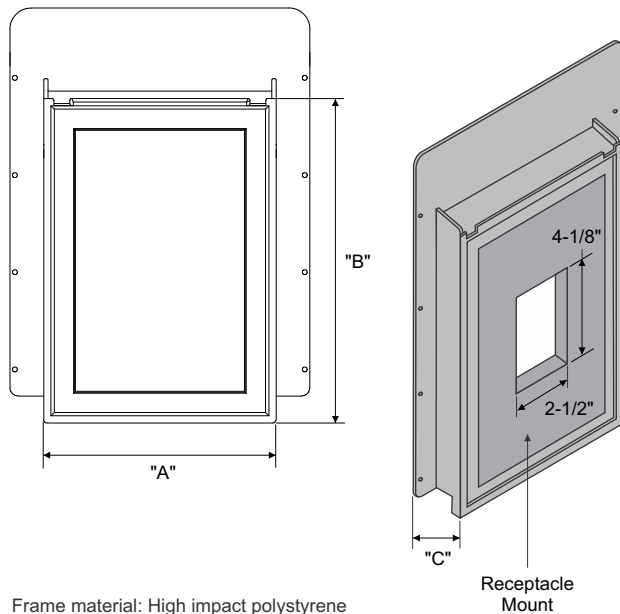


Frame material: High impact polystyrene  
Frame wall thickness: .100"  
Insert material: 1/2" closed cell cellular pvc

ITEM ID	"A"	"B"	"C"	INSERT TYPE
MB68SM	5-1/2"	7-1/2"	1-1/4"	Split Mount

For quick easy installation of faucets, gas lines, a/c lines and door bells.

## Receptacle XtremeBlock™

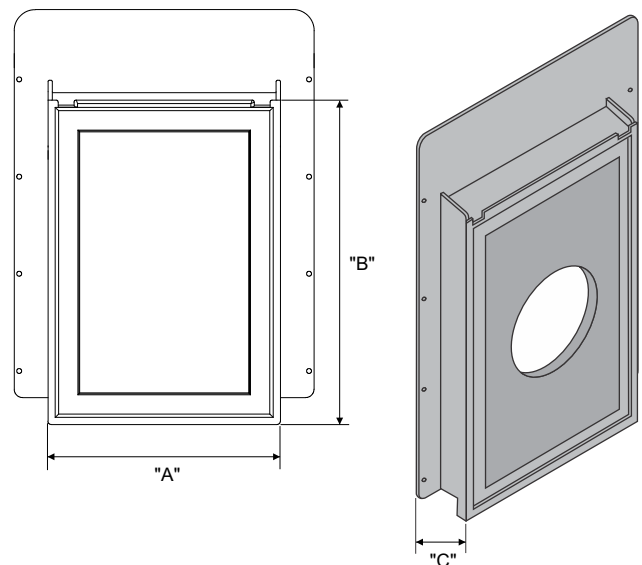


Frame material: High impact polystyrene  
Frame wall thickness: .100"  
Insert material: 1/2" closed cell cellular pvc

ITEM ID	"A"	"B"	"C"	INSERT TYPE
MB68EB	5-1/2"	7-1/2"	1-1/4"	Receptacle Mount
MB812EB	8"	12"	1-1/4"	Receptacle Mount

For standard single electrical box.

## Round Hole XtremeBlock™



Frame material: High impact polystyrene  
Frame wall thickness: .100"  
Insert material: 1/2" closed cell cellular pvc

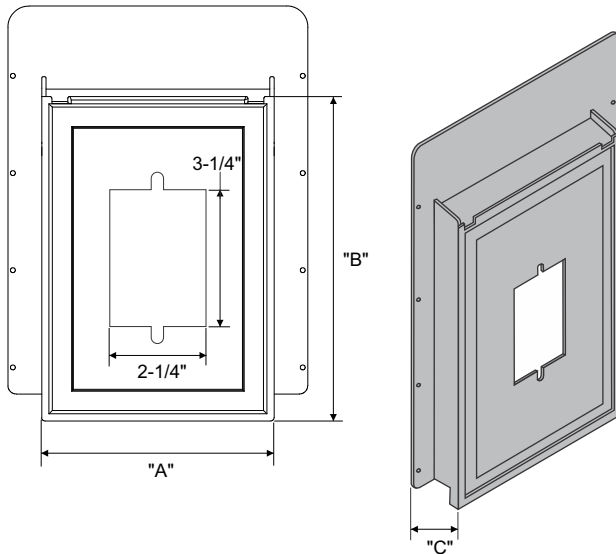
ITEM ID	"A"	"B"	"C"	INSERT TYPE
MB681R	5-1/2"	7-1/2"	1-1/4"	with 1" Hole (A/C or water lines)
MB8124R	8"	12"	1-1/4"	with 4" Hole (Typical for dryer vents)

Other options include many additional hole sizes.



# MP Series One Piece Mount Blocks

## Receptacle XtremeBlock™

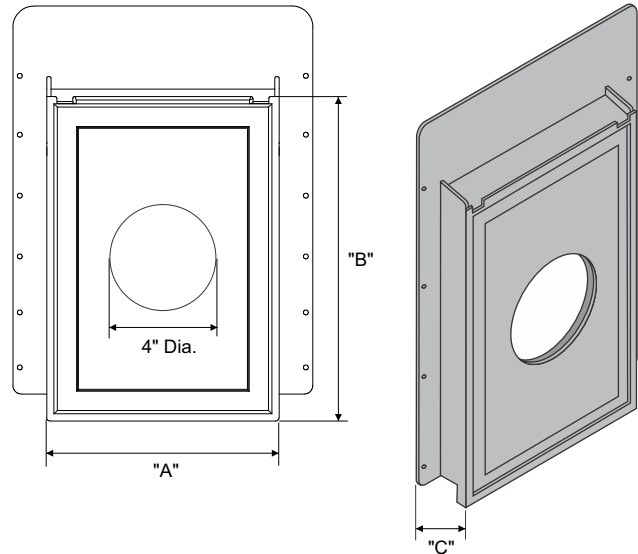


Material: High impact polystyrene  
Frame wall thickness: .100"  
Face wall thickness: .100"

ITEM ID	"A"	"B"	"C"	INSERT TYPE
MP68EB	5-1/2"	7-1/2"	1-1/4"	Receptacle Mount

For standard single electrical box.

## Round Hole XtremeBlock™



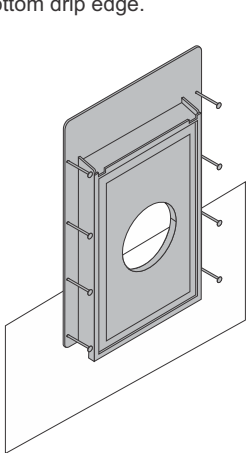
Material: High impact polystyrene  
Frame wall thickness: .100"  
Face wall thickness: .100"

ITEM ID	"A"	"B"	"C"	INSERT TYPE
MP8124R	8"	12"	1-1/4"	Receptacle Mount

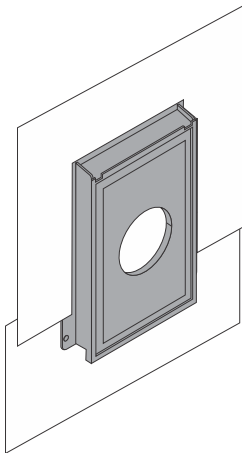
Typical for dryer vents or carriage lights

## General Mounting Instructions

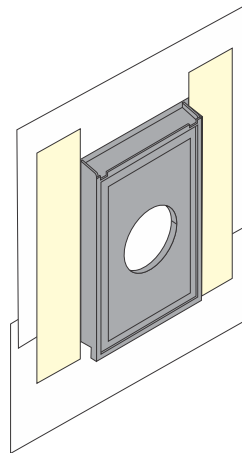
As with all exterior building components, XtremeBlock™ products must be installed in "shingle" fashion in accordance with the IRC section 703.1 (or local equivalent) to minimize water intrusion. Please ensure that each component of the installation overlaps the component below. XtremeBlock™ helps you to meet the code requirements by providing a built-in flashing on the top of the component and an overlapping bottom drip edge.



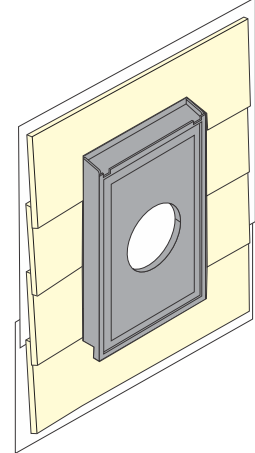
**STEP 1 :** Center hole in XtremeBlock™ over the receptacle or pipe or hole in the wall. Fasten in place with 6 nails (12 ga x 1.5") or with 6 screws (#8 x 1.5"). Ensure that the bottom of the block overlaps the housewrap below the block as shown at left.



**STEP 2 :** Install the housewrap over the top flange of the XtremeBlock™ as shown. Keep the edges of the housewrap back 1/2" from the sides of the XtremeBlock™ to allow the flashing tape to stick on to both the housewrap and the side flanges of the XtremeBlock™. If the housewrap is already installed before the installation of the XtremeBlock™, slice a horizontal cut in line with the top of the XtremeBlock™ face and slide the XtremeBlock™ underneath the housewrap.



**STEP 3 :** Place flashing tape outside flanges of the XtremeBlock™ to seal the housewrap to the XtremeBlock™ side flanges. If you have had to slit the housewrap at the top of the XtremeBlock™ then you should also place a strip of flashing tape along the top flange of the XtremeBlock™ to seal the horizontal cut in the housewrap (not shown at left). DO NOT tape the bottom of the XtremeBlock™ to the housewrap as you would block the interior weep holes from functioning.



**STEP 4 :** Finish the installation by fitting the siding - plank or panel - around the perimeter of the XtremeBlock™ ensuring that the top cut is kept a minimum of 3/8" up from the top flange of the XtremeBlock™. At the sides of the XtremeBlock™ the siding may be brought as close as is practical. Ensure that the siding portion below the XtremeBlock™ is behind the bottom drip flange of the XtremeBlock™. Apply caulk down each side of the XtremeBlock™ between the siding and the XtremeBlock™. DO NOT caulk along the bottom edges of the XtremeBlock™.



# Envelope Solutions Table of Contents



**CR** Page 96  
Corrugated Rainscreen



**TWC** Page 92  
ProSelect™ Commercial Wrap



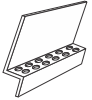
**TWD** Page 91  
TamlynWrap® Drainable Wrap



**UMF** Page 94  
Utility Moisture Flash



**VST** Page 95  
Rainscreen Top Vent



**VSZ** Page 96  
Vent Strip



**WS** Page 94  
XtremeFlashing™  
Multi-Purpose Flashing



**WSB** Page 94  
XtremeFlashing™ - Butyl  
Multi-Purpose Flashing



**XFB** Page 94  
XtremeFlex™ Tape



**XS** Page 93  
XtremeSeam™ Tape



**XS** Page 93  
XtremeSealant™

## General Information

As the building industry has advanced and enclosures have become more efficient and tighter, the ever present problem of moisture continues to plague projects. The infiltration of moisture can lead to structural deterioration, shorten the life of exterior claddings and paints, while also fostering mold and rot which will harm the structure and pose health hazards.

With these conditions, the key becomes the removal of liquid bulk water and water vapor as quickly as possible to avoid damage to structural components and this is where Tamlyn and its multiple options of Water Management Systems excels.

The key to building durable structures is more than just applying building paper or a wrap. It's about employing tried and proven water management principles to develop a moisture management system that addresses all the mechanisms of moisture movement. It is a guide for architectural design, product selection and construction practice. Preventing moisture damage and call backs is really about implementing a system to effectively control moisture as a liquid and as a vapor.

Tamlyn has worked with leading building science innovators to become a leader in providing multiple systems to facilitate proper water management.

These systems include TamlynWrap® Drainable Wrap, ProSelect™

Commercial Wrap and accessories as well as the Tamlyn vented rainscreen systems.

### General Warranty Information on Wrap Products and Accessories

#### PRODUCTS COVERED

**TamlynWrap® Drainable Wrap**  
**ProSelect™ Commercial Wrap**  
**XtremeFlashing™**  
**XtremeSealant™**  
**XtremeSeam™**

#### 15 YEAR PRODUCT ONLY LIMITED WARRANTY

R.H. Tamlyn & Sons, LP (Tamlyn), warrants that TamlynWrap® Drainable Wrap and ProSelect™ Commercial Wrap, when installed in accordance with Tamlyn's published installation instructions, is free from manufacturing defects for fifteen (15) years from the date of purchase. Cap fasteners must be used as the attachment method for the wrap.

#### 25 YEAR PRODUCT AND LABOR LIMITED WARRANTY

Subject to the following Product specific terms and conditions, Tamlyn warrants that for a period of twenty-five (25) years from the date of purchase, the Products, identified below, when installed in strict accordance with the applicable Tamlyn installation instructions, in a properly constructed and designed wall system, following the applicable building codes and accepted industry standards for each type of structure,

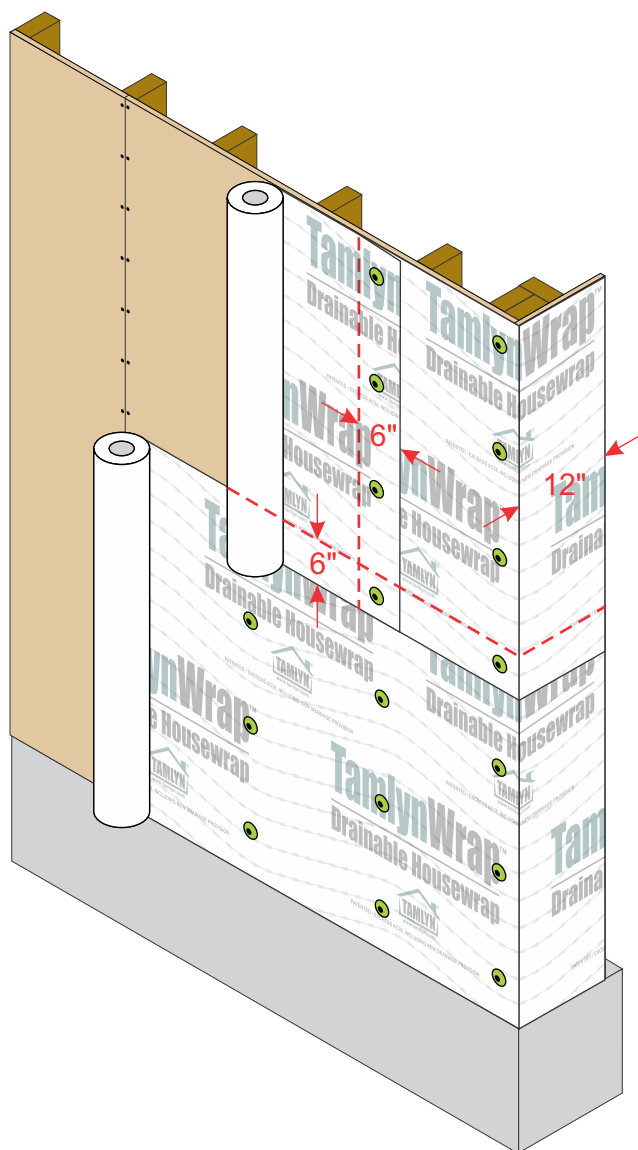
and using cap fasteners as the attachment method for the wrap. When all conditions under this Product and Labor Warranty are met, if damage to the building is caused solely by the failure of any Product to meet the drainage, water and air holdout specification in the applicable Physical Property specification sheet, then Tamlyn will provide replacement Product for all defective Product and pay all reasonable construction repair costs to correct any problem that arises solely out of the failure of the Tamlyn Products to conform to its published characteristics.

Tamlyn will not have any liability under this warranty for the repair or cost of repair for more than the actual area of damage not to exceed \$20,000 per dwelling.

If the Product(s) contains a defect covered by this warranty, Tamlyn, at its sole discretion, will either, (a) pay for the cost of materials to repair or replace the TamlynWrap®, (b) provide a replacement wrap product of equal quality or value as a substitute, or (c) refund the original purchase price of the TamlynWrap®. In no event shall Tamlyn be obligated to pay for the cost of labor for such repair or replacement.

**Refer to the published warranty information for specific terms and conditions that affect the above summarized warranties.**





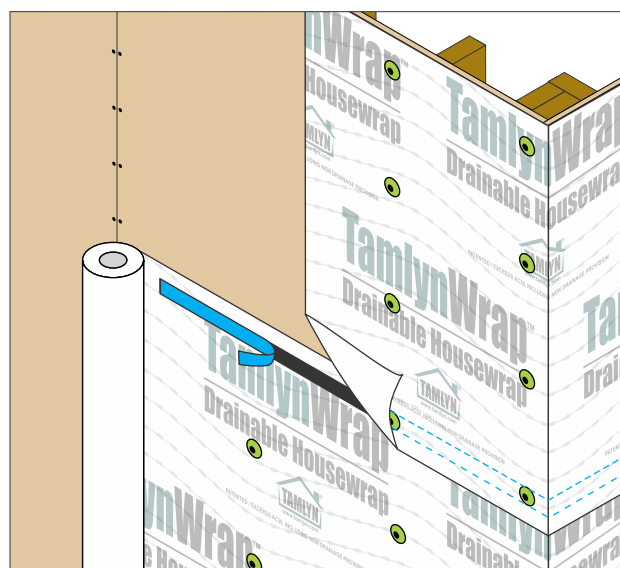
## TamlynWrap® Drainable Wrap or Tamlyn ProSelect™

**Commercial Wrap** should always be lapped in shingle fashion starting from the lowest point. This means that you start from the bottom of the wall and work your way up. Proper shingling is required to shed water and to prevent water from entering the wall system.

- Unroll **TamlynWrap® Drainable Wrap** with spacers facing to the exterior and fasten to sheathing with **cap-fasteners**.
- **Use commonly available scissors to cut TamlynWrap® Drainable Wrap. Use of utility knife will break the bond of the filaments (spacers).**



- Fasteners should provide a minimum **1/2"** penetration into the nail base and be spaced approximately **12 to 18 inches** apart along the horizontal and vertical laps through **XtremeSeam Tape™**. Fasten every **3 sq. ft.** everywhere else.
- **TamlynWrap® Drainable Wrap** should be installed **shingle** lap fashion (i.e. begin installation at the base of the wall assembly).
- Extend housewrap a minimum 2 inches over sill plate.
- Overlap all horizontal seams by at least **6 inches**, all vertical seams by at least **6 inches** and corners by **12 inches**.
- Be sure that the housewrap installation and flashing provide for positive drainage to the exterior of the assembly.
- Do not allow the housewrap to be exposed to sunlight in excess of **120 days**. Recommended coverage within 30 days.
- When using **TamlynWrap® Drainable Wrap** as primary air barrier and for 25 year warranty tape all seams using **XtremeSeam Tape™**, ensuring the area is dry and clean and it is recommended that for best adhesion a hard roller or hand applicator is used.



## XtremeSeam™ Tape

### STEP 1

Unroll first course of **TamlynWrap® Drainable Wrap** with spacers facing the exterior and fasten to sheathing with cap-fasteners. **XtremeSeam™ Tape** is applied to the first course by removing one side of the release paper and for best results lay down with a hard roller or hand applicator.

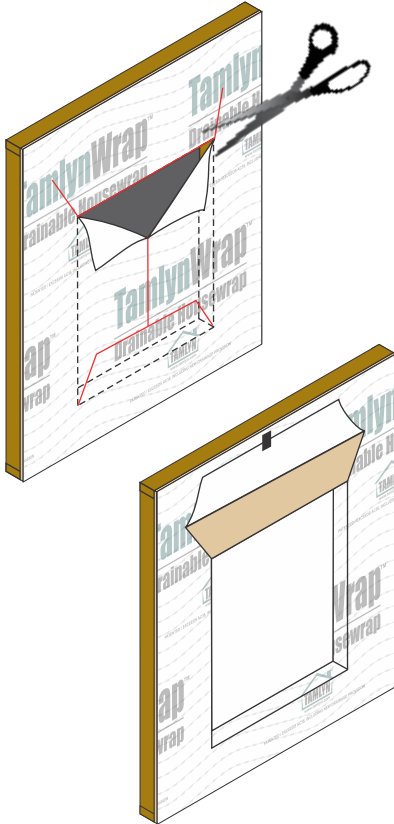
### STEP 2

With this in-place unroll the next course of **TamlynWrap® Drainable Wrap** maintaining the required 6" of overlap, with fastening stopping 9" from the bottom of this course allowing for it to be folded up.

Fold upper layer of **TamlynWrap®** up and remove the release paper on the **XtremeSeam™ Tape**, then press the layers together, for best results use a hard roller or hand applicator. Then complete fastening along the seam.

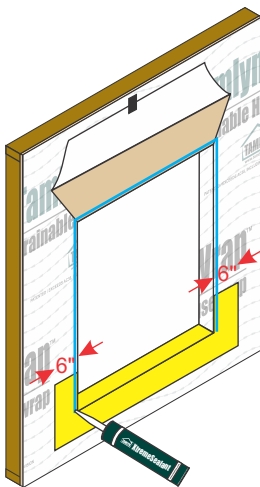


## Flashing Openings - Modified I Method



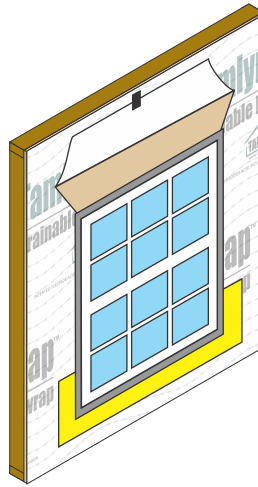
### Rough Opening

Cut across the header with scissors, then down the center of the opening. Make a horizontal cut and two angled cuts to the sill. Cut from the corners of the header 45 degrees away from the window to create the top tab. Fasten the tabs down, then fold up the top tab, and tuck it out of the way.



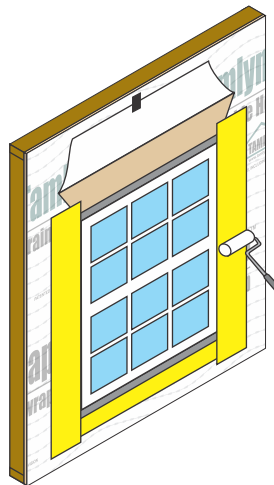
### Sill Flashing

9" wide XtremeFlashing™ is recommended for sill installation. Apply XtremeSealant™ at the jambs and head before setting the window.



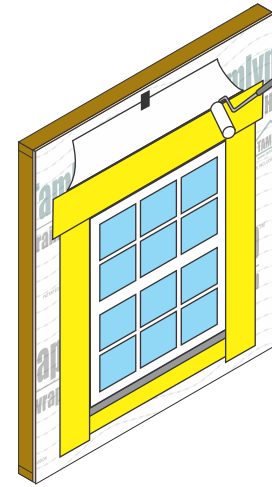
### Set Window

Set the window into the rough opening, level, and fasten to the structure per window manufacturer's recommendation. Membrane should be visible below the sill flange. **Do Not** apply XtremeFlashing™ over the bottom flange. This area is left open to allow water to drain in the event of a window leak.



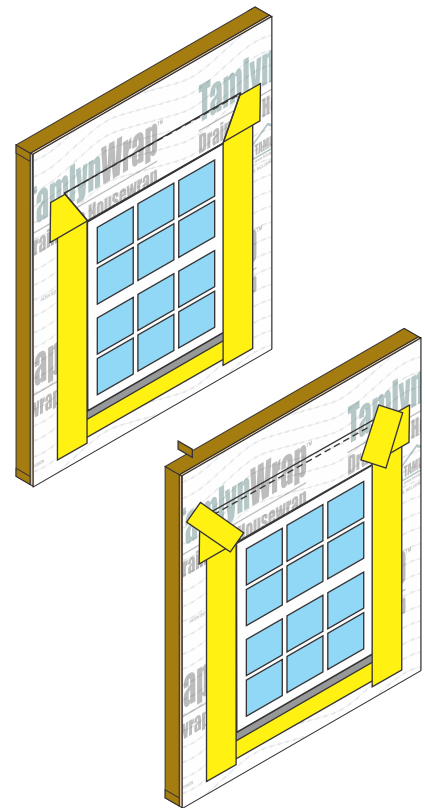
### Jamb Flashing

Adhere vertical sections of XtremeFlashing™ over the jamb (side) flanges and to the TamlynWrap® with a hard roller or hand applicator. The vertical flashing should overlap the flashing at the sill (bottom) and extend approximately 3" above the rough opening at the head (top), preferably onto the exposed sheathing.



### Head Flashing

Adhere XtremeFlashing™ to the header flange and to the sheathing. Head (top) section must extend beyond jamb (side) sections on either side. Jamb (side) sections should not extend above the head (top) section.



### Final Steps

When done, fold the top tab of TamlynWrap® back in place over the head (top) section of XtremeFlashing™ and tape or fasten it in place. XtremeFlashing™ has self-sealing properties that allow it to seal around nails, screws or fasteners used when siding the house.





## DESIGN FEATURES

When the project requires a strong and durable wrap, ProSelect™ is the choice for the professional builder. Whether the job specification is for a base line wrap, or to be the primary wrap in a stucco or stone application where the wrap provides the primary drain plane, or any other traditional housewrap use, then PROSELECT™ is an ideal choice.

Manufactured in an identical process as our TWD but without the drainage plane creating filaments, PROSELECT™ is a heavy duty product that will endure the tests of time and wind to provide the needed moisture management on the wall. With a perm rating of 19, the drying of the structure from inevitable moisture intrusion will be first rate and efficient with PROSELECT™.

In a convenient and easily handled 5 foot by 200 foot roll weighing only 25 pounds, PROSELECT™ is easy to use at any level of the wall. No more trying to fight the wind as the oversized roll becomes a sail. PROSELECT™ is unique in its development for focusing on improving the building quality as well as the installation quality.

### VAPOR PERMEABLE (perm rating of 19)

This innovative product effectively eliminates excess moisture and mitigates the damaging effects of mold and rot.

### MEET ALL EXISTING CODE REQUIREMENTS

Choosing the right housewrap requires an understanding of the product's key attributes, including Water Resistance, Durability and Vapor Permeability.

## BEST PRACTICE INSTALLATION

The biggest key with the installation of ProSelect™ Commercial Wrap and Tamlyn XtremeFlashing™ is to always install in **SHINGLE FASHION** so installation will begin at the base of the wall and openings and move vertically. Seam overlap will be 6" on all verticals and horizontals and 12" at corners. Preferred method for the flashing of openings in the Modified I but most important is to properly install Tamlyn XtremeFlashing™ shingle fashion.

## SPECIFICATION

ITEM ID	TWC5X200
WIDTH	5 ft
LENGTH	200 ft
COVERAGE	1000 sf
ROLL WEIGHT	25 lbs
VAPOR PERMEANCE	19 perms
THICKNESS	0.3 mm
UV RATING	Maximum 120 days
WARRANTY	15 or 25-year limited
FIRE RATING	Class A
MATERIAL	Non-woven/Non-perforated - Polypropylene





## DESIGN FEATURES

TamlynWrap® Drainable Wrap is the superior moisture management product from Tamlyn. This innovative product effectively eliminates excess moisture and mitigates the damaging effects of mold and rot. Its unique design removes at least 100 times more bulk water from a wall versus standard housewraps. This is achieved through the gap created by 1.5 mm spacers bonded to a high performance housewrap. This patented gap design provides a true drainage space or capillary break between the sheathing and cladding material.

### DRAINS 2X FASTER THAN OTHER DRAINABLE WRAPS

This is achieved through the gap created by 1.5 mm spacers bonded to a high performance housewrap. This patented gap design provides a true drainage space between the sheathing and cladding material.

### HAS DRYING CAPABILITY OF A 3/8 RAINSCREEN

There is growing recognition among building scientists and building codes that walls also need to drain, and, going forward, housewraps will increasingly be judged by how effectively they provide positive drainage of water from the wall.

### CAN BE INSTALLED IN ANY DIRECTION

Housewraps, especially drainable wraps with enhanced drainage capabilities engineered into them, are increasingly being viewed as essential components of any well-constructed building. TamlynWrap® is a more cost effective product because it can be installed at any position, horizontally, vertically or diagonally.

### VAPOR PERMEABLE (perm rating of 19)

This innovative product effectively eliminates excess moisture and mitigates the damaging effects of mold and rot.

### MEETS ALL EXISTING CODE REQUIREMENTS FOR DRAINABILITY

Choosing the right housewrap requires an understanding of the product's key attributes, including Water Resistance, Durability, Vapor Permeability and Drainage.

## BEST PRACTICE INSTALLATION

The biggest key with the installation of TamlynWrap® and Tamlyn XtremeFlashing™ is to always install in **SHINGLE FASHION** so installation will begin at the base of the wall and openings and move vertically. Seam overlap will be 6" on all verticals and horizontals and 12" at corners. Preferred method for the flashing of openings in the Modified I but most important is to properly install Tamlyn XtremeFlashing™ shingle fashion.

**Use commonly available scissors to cut TamlynWrap® Drainable Wrap. Use of utility knife will break the bond of the filaments (spacers).**

## SPECIFICATION

ITEM ID	TWD5X100
WIDTH	5 ft
LENGTH	100 ft
COVERAGE	500 sf
ROLL WEIGHT	17 lbs
VAPOR PERMEANCE	19 perms
THICKNESS	1.8 mm
DRAINAGE GAP	1.5 mm
UV RATING	Maximum 120 days
WARRANTY	15 or 25-year limited
FIRE RATING	Class A
MATERIAL	Non-woven/Non-perforated - Polypropylene

## The New Standard with a Wrap and Gap all in one



ESR-3670  
ESL-1022



# XtremeFlashing™ Multi-Purpose Flashing



ITEM ID	WIDTH	LENGTH	THICKNESS
WS25-4	4"	75'	25 mil
WS25-4/100	4"	100'	25 mil
WS25-6	6"	75'	25 mil
WS25-6/100	6"	100'	25 mil
WS25-9	9"	75'	25 mil
WS25-9/100	9"	100'	25 mil
WS25-12	12"	75'	25 mil
WSB20-6	6"	75'	20 mil
WSB20-9	9"	75'	20 mil
XFB35-9	9"	75'	35 mil



## DESIGN FEATURES

XtremeFlashing™ is a self-adhering, self-sealing waterproofing tape designed for use around windows, doors, building seams and in general construction. It is composed of a white polymer film that is coated with an aggressive Broad Temperature Spectrum (BTS™) asphalt adhesive. A release liner protects the adhesive and is removed as the tape is installed.

The BTS™ adhesive self-seals around punctures such as nails and staples. This advanced system bonds to all common building and window materials and seals around fasteners to prevent damage caused by water penetration.

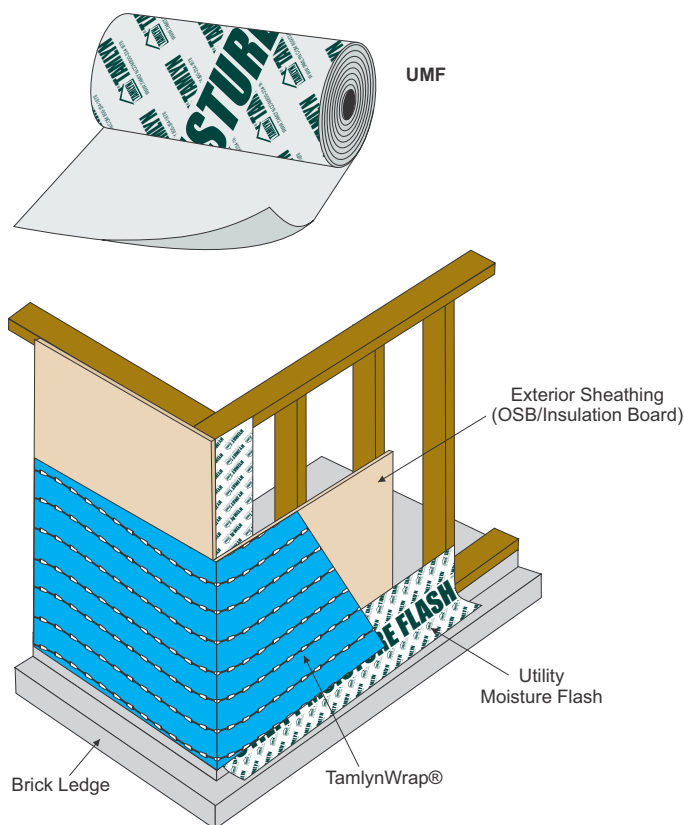
## INTENDED USES

Install on the window sill to protect against moisture that can contribute to rot, mold and mildew. Use to seal the window flange to the building wall in new construction to prevent window leaks, seal around doors, under siding, exterior plaster, sill plates and wall joints, or in any application where the membrane is protected from long-term ultraviolet exposure.

Also available in synthetic butyl designed for any climate. Available in 6"x75' and 9"x75'.

XtremeFlex™ is designed for anytime a flexible flashing could be needed, ex. window sills, arched windows, and pipe or curved openings. Available in 9" x 74'.

## Utility Moisture Flash



## DESIGN FEATURES

Utility Moisture Flash is a heavy duty, flexible, tear resistant, woven polypropylene nail on flashing designed to prevent moisture and water from entering the wall cavity at the base of the wall and when used around windows and doors. Utility Moisture Flash is engineered to provide excellent durability when exposed to high ultraviolet rays and has the ability to withstand high winds. The cross woven design is to be mechanically fastened with staples or capped nails. **Easy to integrate with a weather-resistant barrier.**

Approved for usage per ASTM E2112-01, Installation of Exterior Windows & Doors

- Excellent Moisture Resistance - Up to 140 Hrs at 100% Humidity
- Mold & Mildew Resistant
- Wind & Tear Resistant
- UV Resistant Up to 365 days
- Fast & Flexible Installation
- Resists Cracking
- Will not De-laminate or Shrink

## ROLL SIZE / PACKAGING

12" Width x 120' Length, 20 rolls per box.



# XtremeSeam™ Tape

## DESIGN FEATURES

VA unique 2" wide by 65 foot double sided butyl tape for sealing horizontal and vertical overlaps. Vital for maintaining proper shingling on horizontal laps. XtremeSeam™ Tape is durable material that has superior resistance to a variety of weather elements. XtremeSeam™ Tape exceeds all of the requirements of the single ply roofing industry for splicing material.

## PRODUCT COMPOSITION

XtremeSeam™ Tape is a unique blend of butyl, E.P.D.M. and polyisobutylene elastomers. The compound is carefully cross-linked to a level that will guarantee the desired creep resistance without allowing excessive rebound and recover. This holds the material's energy level at the splice minimum and assures functionality. XtremeSeam™ Tape maintains elasticity and splice integrity when subjected to severe ultraviolet rays, thermal shock, stagnant water, and extremely low-temperatures. XtremeSeam™ Tape can be used to bond to some of the most commonly used insulation materials, in situations where the material's extruded profile is altered to meet the specific requirement. In order to insure quality application and performance in a specific situation, the user should check with the manufacturer.



XS265

## PACKAGING/FREIGHT CLASSIFICATION

XtremeSeam™ Tape is available in 2" wide and 65' length and 12 rolls per carton. Class 55, Item #149610, "NOIBN" (No Red Label Required)

## CLEAN UP/PRECAUTIONS

Tools and equipment used while applying XtremeSeam™ Tape may be cleaned easily with mineral spirits.

**XtremeSeam™ Tape**

# XtremeSealant™

## DESIGN FEATURES

XtremeSealant/Adhesive is a paintable, fast curing adhesive/sealant formulated to exhibit superior adhesion and flexibility to a wide variety of substrates including: PVC, aluminum, glass, stainless steel, galvanized steel, wood, FRP, marble, stone and laminate substrates. XtremeSealant is a solvent-free, non-isocyanate adhesive/sealant. Conforms to ASTM C920, Type S, Grade NS, Class 25. AAMA 808.3 Specification for Exterior Perimeter Sealing Compound.

## SURFACE PREPARATION

Apply to clean, dry surfaces free of contaminants that can adversely affect adhesion. Remove all old sealant before applying product. Some substrates may not be compatible with this product. Testing a small area for compatibility is recommended.

## STORAGE LIFE

Cartridges = 12 months in unopened containers at temperatures not exceeding 80°F.

## PAINTING

Cured product may be painted with most industrial & consumer paints. Testing prior to painting is recommended.

## PACKAGING

XtremeSealant™ is available in 300 ml (10.1 fl oz) tube and 24 tubes per carton.



## PRECAUTIONS

Some applications may not be compatible with this product. Some cleaners, solvents may not be compatible with this product. Testing suitability for intended application before proceeding with full application is recommended. Use with adequate ventilation. Inhalation of vapor during application and cure may cause slight eye or throat irritation. In case of contact with eyes, lips or mouth, flush thoroughly with water. If irritation persists, consult a physician. Avoid repeated, prolonged contact with skin. See MSDS for additional information. KEEP OUT OF REACH FROM CHILDREN.

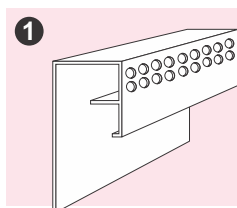
## LIMITED WARRANTY

Any goods prove defective will be replaced or the purchase price refunded. The limited warranty described herein is in lieu of any other warranty, expressed or implied, including any suitability of the product for its intended use. Liability for any incidental or consequential damage or loss is excluded. The user assumes all risks of the product's use, handling and storage.

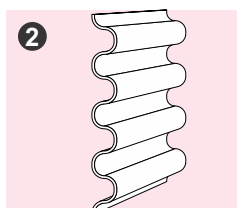
**XtremeSealant™**



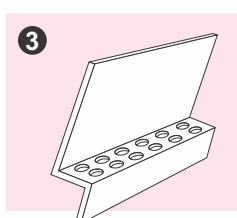
# Vented Rainscreen System



**Rainscreen Top Vent**  
VST Page 96

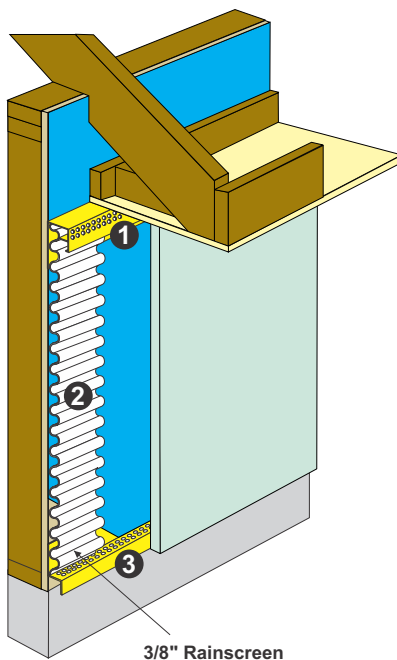


**Corrugated Rainscreen**  
CR Page 97

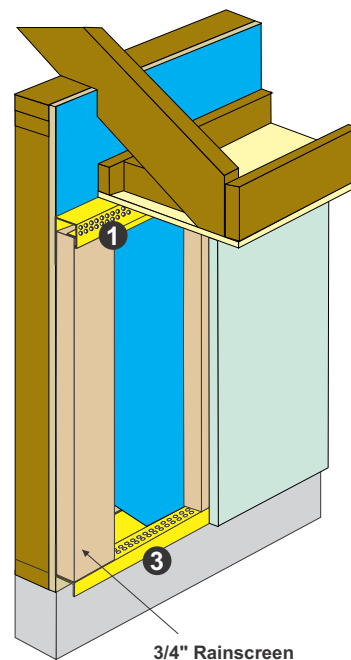


**Vent Strip**  
VSZ Page 97

When rainfall or design dictate that a rainscreen be incorporated in the building design instead of a drainable housewrap, Tamlyn has created a solution in our Vented Rainscreen System. Comprised of the VSZ (Vent Strip), CR (Corrugated Rainscreen), and VST; this system provides a cavity space with both vertical and cross ventilation which will enable drying and liquid water removal.

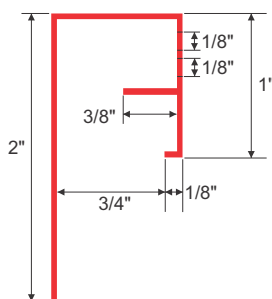
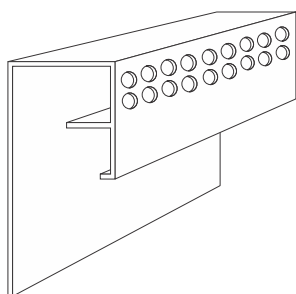


3/8" Rainscreen



3/4" Rainscreen

## Rainscreen Top Vent



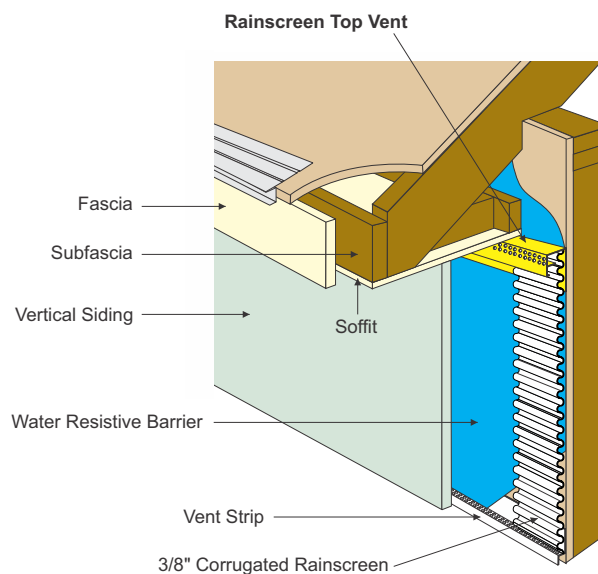
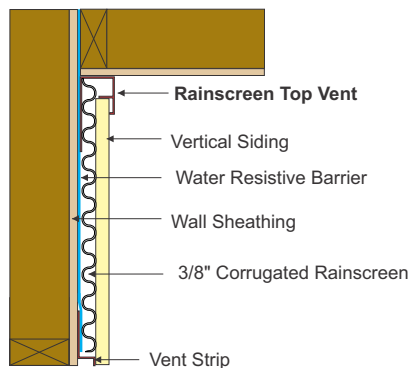
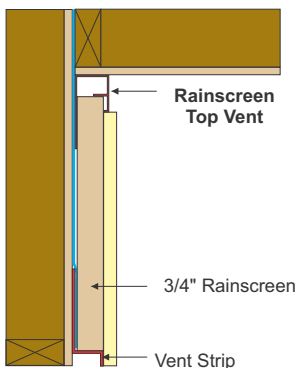
### DESIGN FEATURES

A top vent for a rainscreen which when combined with VSZ creates a vented rainscreen. Designed to fit 3/8" to 3/4".

### MATERIAL

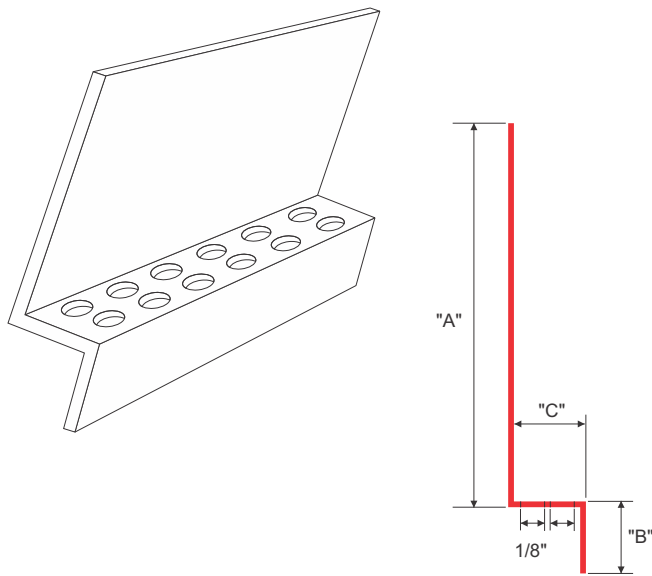
Paintable white extruded rigid PVC, industry-standard, durable, chemically resistant product designed for outdoor weatherability.

ITEM ID	RAINSCREEN SIZE	LENGTH
VST38	3/8"	8'





# Vent Strip



ITEM ID	"A"	"B"	"C"	RAINSCREEN SIZE
VSZ38	2"	3/8"	3/8"	3/8"
VSZ12	2"	3/8"	1/2"	1/2"
VSZ34	2"	3/8"	3/4"	3/4"

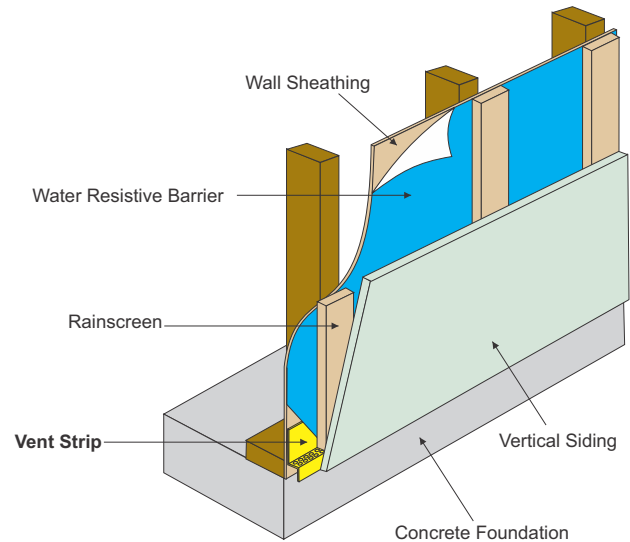
All parts are 8' Length unless otherwise indicated

## DESIGN FEATURES

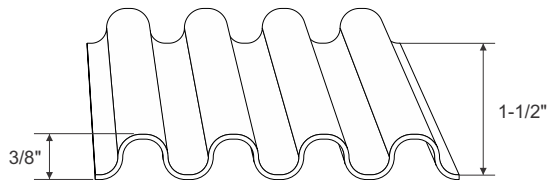
Starter/bottom course for both lap siding and vertical siding. Perforated holes allow any moisture build up behind the siding panels to weep out while preventing pests from entering. The venting also provides cavity ventilation which assists in drying cavity moisture and also helps increase energy efficiency due to the separation between outside heat and interior walls.

## MATERIAL

Paintable white extruded rigid PVC, industry-standard, durable, chemically resistant product designed for outdoor weatherability.



# Corrugated Rainscreen



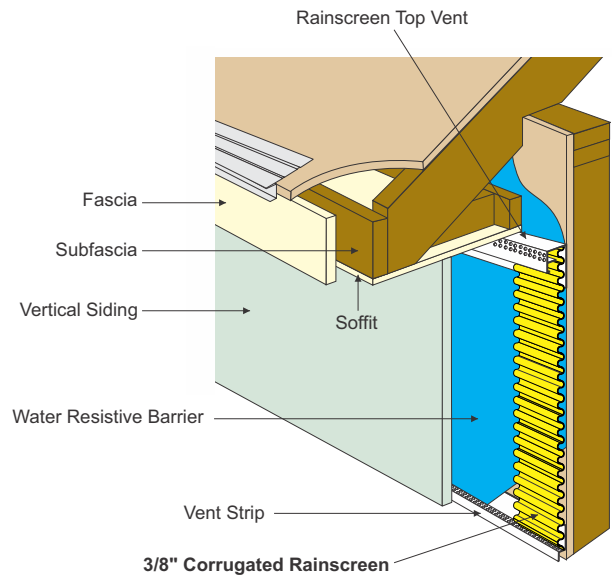
ITEM ID	RAINSCREEN SIZE	LENGTH
CR38	3/8"	100'

## DESIGN FEATURES

An extruded pvc furring system that is 1 1/2" wide. It's flexible nature allows it to be rolled instead of being a strip, easing installation. The corrugated pattern allows for cross ventilation, and when combined with VSZ and VST it creates a vented rainscreen.

## MATERIAL

Extruded rigid polypropylene, industry-standard, durable, chemically resistant product designed for outdoor weatherability.





## Notes

[illegible]







 XtremeTrim®

 XtremeColor™ Flashing

 XtremeVent™

 XtremeBlock™

 XtremeEnvelope™ Solutions

